

ADOPTED BUDGET



Where Life is Sweet



FISCAL YEAR 2021 – 2022

TABLE OF CONTENTS

Introduction

Elected and Appointed Officials.....	I
Vision and Values.....	II
Organization Chart.....	III
City Profile.....	IV
City Manager Budget Message.....	VI
Budget Policies and Process.....	X
Fund Organization and Inter-Fund Appropriations.....	XIII
Financial Policies.....	XVI
Tax History.....	XVII
Personnel Distribution.....	XVIII
Consolidated Revenues and Expenditures by Fund.....	1
Expenditures by Fund.....	2
Consolidated Revenues and Expenditures by Category.....	3
Expenditures by Category.....	4
Revenues by Fund Chart.....	5
Revenues by Category Chart.....	6
Expenditures by Category Chart.....	7

General Fund

General Fund Information.....	9
General Fund Resources.....	11
Consolidated General Fund Expenditures Summary.....	13
Consolidated General Fund Expenditures By Category.....	14
Consolidated Administration By Department.....	14
Consolidated Administration By Category.....	15
City Council.....	16
City Manager/Planning.....	18
Finance Department.....	20
Legal Department.....	22
Consolidated Public Services.....	23
Consolidated Public Services by Category.....	24
Transportation.....	26
Airport.....	28
Building Inspections.....	30
Parks.....	32
Parks/Utility Landscaping.....	34
Municipal Pool.....	36
Municipal Buildings.....	38
Library.....	40

Recreation.....	42
Hermiston Community Center.....	44
Harkenrider Center.....	46
Consolidated Public Safety by Department.....	48
Consolidated Public Safety by Category.....	48
Court.....	50
Court-Public Defender.....	51
Court-Prosecutor.....	52
Police Operations.....	54
Public Safety Center.....	56
Non-Departmental.....	58
State Street Tax Fund	
Fund Information.....	61
State Street Tax Fund Resources.....	63
State Street Tax Fund Detailed Expenditures.....	64
Transient Room Tax Fund	
Fund Information.....	67
Transient Room Tax Fund Resources and Expenditures.....	68
Utility Fund	
Utility Fund Resources and Expenditures.....	69
Recycled Water Treatment.....	73
Water Production & Maintenance.....	76
Hermiston Energy Services	
Fund Information.....	79
Hermiston Energy Services Resources and Expenditures.....	80
Regional Water	
Fund Information.....	83
Regional Water Fund Resources.....	84
Non-Potable Water Expenditures.....	85
Potable Water Expenditures.....	86
River Intake Station Expenditures.....	87
Non-Departmental Expenditures.....	88
Eastern Oregon Trade and Events Center (EOTEC)	
Fund Information.....	89
Resources and Expenditures.....	90
Reserve Fund	
Fund Description.....	91
Reserve Fund Resources.....	92
Reserve Fund Consolidated Expenditures.....	93
Reserve Fund Reserve for Future Expenditures.....	94

Reserve Fund Contingency.....	95
Airport Improvements.....	96
Disc Golf.....	96
Funland Playground.....	97
Aquatic Center Maintenance and Repair.....	97
TRT/Tourism Programs.....	98
Parks & Rec Development.....	98
Bicycle Trails.....	99
Parks SDC.....	99
Skate Park.....	100
West Highland Trail.....	100
Street Equipment.....	100
Street Maintenance.....	101
Street Construction.....	101
Public Works Elm Entrance.....	101
Street Building.....	102
HES Gas Utility.....	102
Sanitary Sewer Dept. Equipment.....	102
Sanitary Sewer SDC.....	103
CIP Water Projects.....	104
NE Water Tank.....	104
Water Dept. Equipment.....	105
Water SDC.....	105
Highland Summit Booster.....	106
CIP RWTP Projects.....	107
Repair/Replace Regional Water.....	108
HES Improvements.....	108
TPA Marketing Funds.....	108
EOTEC Equipment.....	109
HCC Maintenance & Repairs.....	109
Community Enhancement.....	109
City Hall Improvements.....	110
Revenue Bonded Debt Management Fund	
Fund Description.....	112
GO/FF&C Bonded Debt Resources and Expenditures.....	113
Recreation Special Revenue Fund	
Recreation Special Revenue Fund Resources and Expenditures.....	114
Municipal Court Special Revenue Fund	
Municipal Court Special Revenue Fund Resources and Expenditures.....	116
Miscellaneous Special Revenue Fund	
Miscellaneous Special Revenue Fund Resources and Expenditures.....	118

Christmas Express Special Revenue Fund	
Christmas Express Special Revenue Fund Resources and Expenditures.....	120
Law Enforcement Special Revenue Fund	
Law Enforcement Special Revenue Fund Resources and Expenditures.....	122
Library Special Revenue Fund	
Library Special Revenue Fund Resources and Expenditures.....	124
Greater Hermiston Enterprise Zone Project Fund	
Greater Hermiston Enterprise Zone Fund Resources and Expenditures.....	125
Harkenrider Center Construction Fund	
Harkenrider Center Construction Fund Resources and Expenditures.....	130
2016 FF&C Obligation – Electric	
2016 FF&C Obligation – Electric Resources and Expenditures.....	132
2017 FF&C Obligation Sewer and Water	
2017 FF&C Obligation Sewer and Water Resources and Expenditures.....	134
2017 FF&C Obligation – HURA	
2017 FF&C Obligation – HURA Resources and Expenditures.....	136
Local Improvement District Fun	
Local Improvement District Fun Resources and Expenditures.....	138
City Hall Construction Fund	
City Hall Construction Fund Resources and Expenditures.....	140
Glossary of Terms.....	142

INTRODUCTION

ELECTED AND APPOINTED OFFICIALS

Mayor and City Council (Elected)

Mayor.....	Dave Drotzmann
Councilor.....	Roy Barron
Councilor.....	Lori Davis
Councilor.....	Maria Duron
Councilor.....	Rod S. Hardin
Councilor.....	Jackie C. Myers
Councilor.....	Doug Primmer
Councilor.....	Phillip Spicerkuhn
Councilor.....	Nancy R. Peterson

Budget Committee Citizen Members (Council Appointed)

John Douglass	Brian Misner
Jason McAndrew	Jessica Narain
Arnold Stites	Joshua Roberts
Paul Magana	Anton Wanous
Larry Lankford	

Appointed Officials

City Manager.....	Byron D. Smith
Assistant City Manager.....	Mark Morgan
City Attorney.....	Gary Luisi
Finance Director.....	Mark Krawczyk
Chief of Police.....	Jason Edmiston
Water Superintendent.....	Roy Bicknell
Recycled Water Superintendent.....	Bill Schmittle
Street Superintendent.....	Ron Sivey
Electric General Manager.....	Nate Rivera
Library Director.....	Mark Rose
Building Official.....	Chuck Woolsey
Parks & Recreation Director.....	Larry Fetter
Planning Director	Clint Spencer
Court Manager.....	Mollie Croisan

VISION AND VALUES



Where Life is Sweet

Our Vision

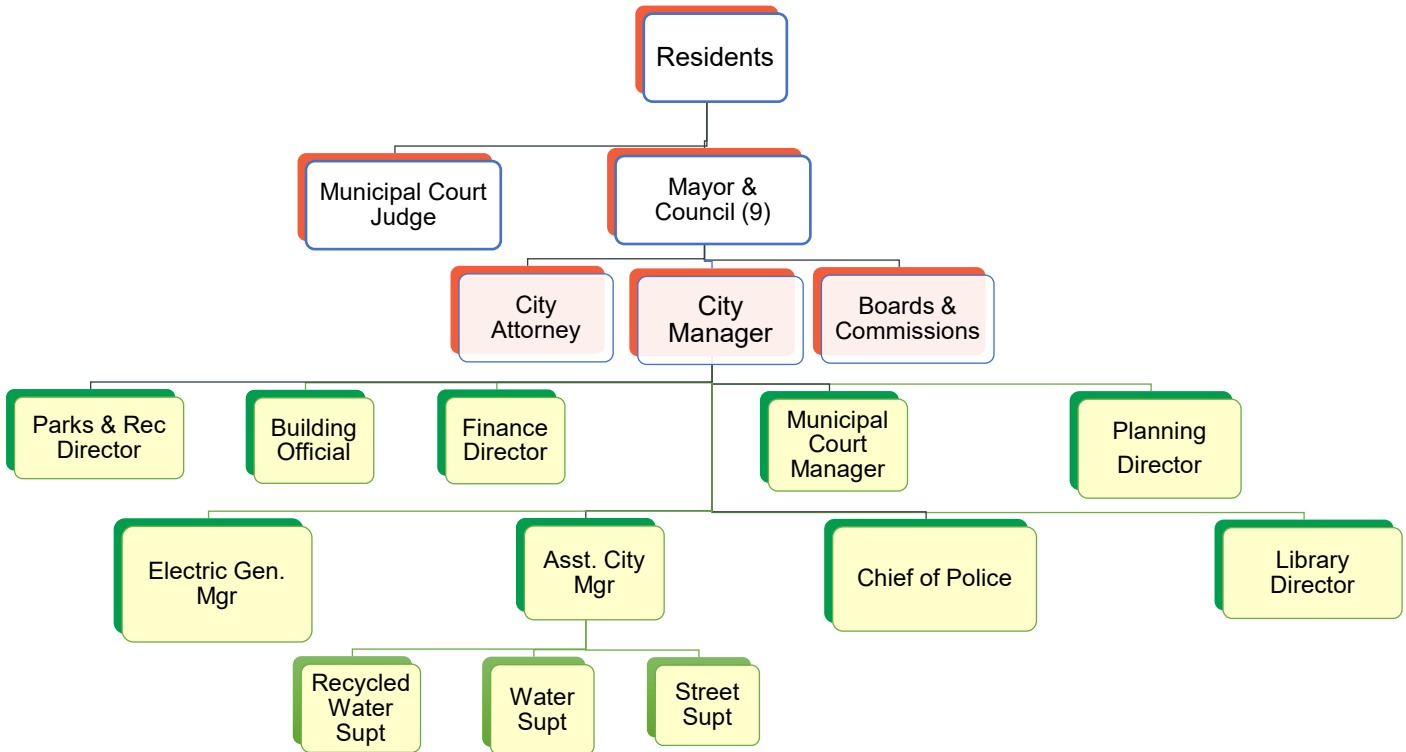
The City of Hermiston aspires to support an excellent community. We strive to provide courageous leadership to create an inclusive community while providing an affordable, livable and growing economy.

Our Values

Strong Work Ethic
Inclusiveness
Integrity

Generosity
Excellence
People

ORGANIZATION CHART

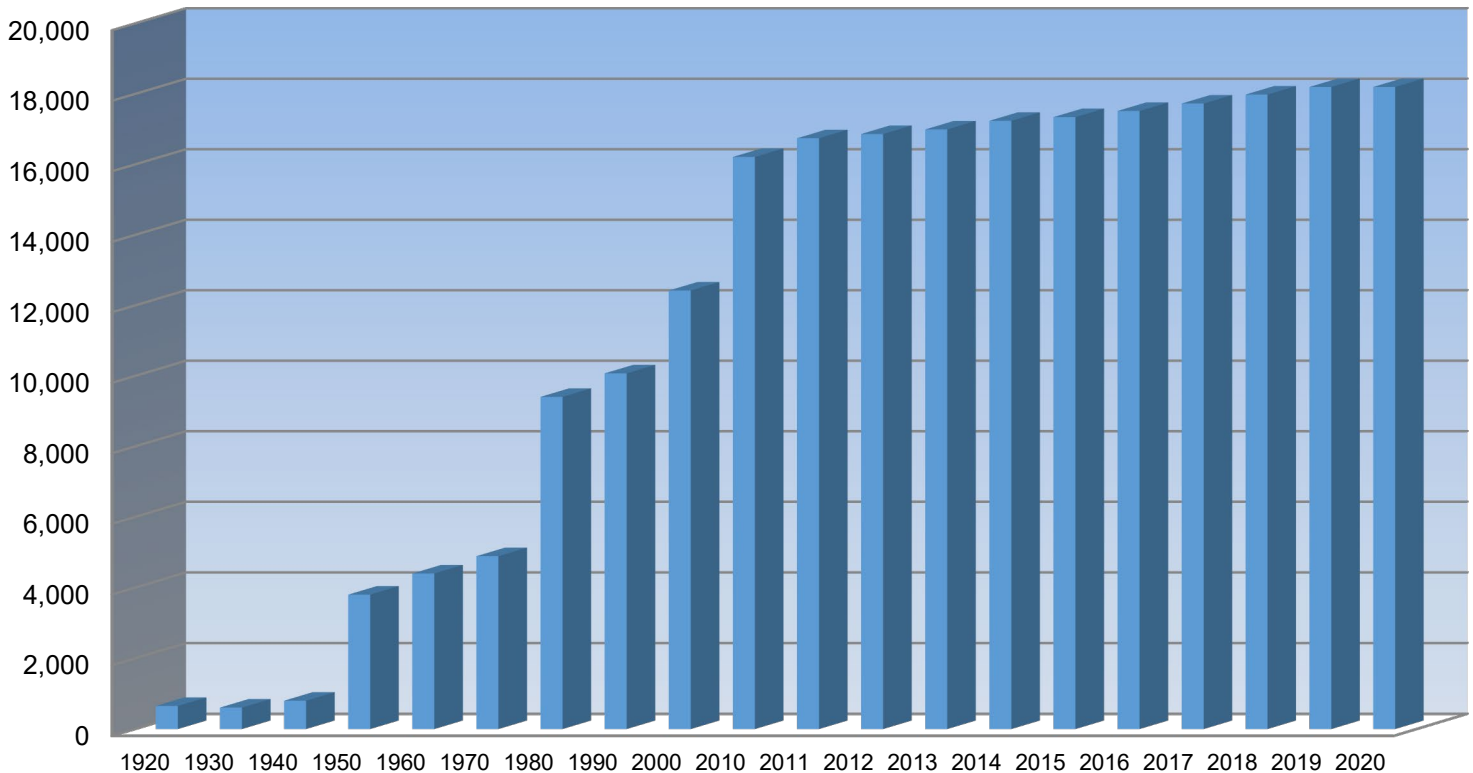


CITY PROFILE

Location and Population

Hermiston is a progressive, growth-oriented urban/retail/medical center for an area based economically on agriculture, food processing, transportation, utilities and other light industry. In 2020, Hermiston continued to grow as the largest city in Eastern Oregon, with a population of 18,775. The city projects a growth rate of 2% each year for the next 20 years.

Population 18,775



Hermiston is located in the northwest corner of Umatilla County in northeast Oregon and is centrally located between the major cities of the Pacific Northwest. Located just 185 miles east of Portland; 183 miles southwest of Spokane, Washington; 260 miles southeast of Seattle, Washington and 257 miles northwest of Boise, Idaho, Hermiston is a transportation hub accessed by Interstate Highways I-84, east to west, and I-82, north and south, and numerous feeder highways. Hermiston lies one truck day from seven western states and two Canadian provinces. In addition, the City operates a local municipal airport for light commercial and private use and there are Regional Airports offering full commercial services 30 minutes away at Pendleton, Oregon and Pasco, Washington.

Business

Hermiston is the commercial center for a highly varied and productive agriculture industry. The Hermiston Region can viably grow more than 200 crops for commercial production. Irrigated farm and ranch lands produce potatoes, alfalfa, corn, wheat, onions, carrots, asparagus, mint, peppers, fruit, beef and dairy cattle, plus many other specialty crops. Ongoing efforts to diversify the area's agriculture are supported by the Oregon State University Hermiston Agricultural Research Center. The Hermiston area is home to a variety of light industries whose products

include potato chips, frozen foods, manufactured housing, plastic pipes, wood chips for paper production, motor control panels, horse trailers and metal specialties. In addition, the northwest distribution center for Wal-Mart is located in Hermiston along with Fed-Ex and UPS freight facilities. Economic development efforts are centered on warehousing, distribution and manufacturing to further diversify our economy.

Municipal Facilities

The City of Hermiston offers a public safety center which houses the Hermiston Police Department and the Hermiston Municipal Court. The Umatilla County Fire District #1 facilities are also located in the safety center. Hermiston provides a community center, the Eastern Oregon Trade and Event Center, airport, public works building, recycled water treatment plant, water treatment plant, public library, city parks, a combined lap and leisure outdoor community swimming pool complex and water/sewer utilities. The City also operates Hermiston Energy Services (HES), a municipal electric utility with approximately 5,000 residential and commercial customers. HES was the first municipal electric utility created in Oregon in over 50 years.

Education

Hermiston's School District is made up of one senior high school, two middle schools, and five (soon to be six) elementary schools. The school district serves students in kindergarten through grade 12 and offers a broad range of education from basic skills to vocational and advanced placement classes. A wide variety of classes and workforce training programs are also offered on the Hermiston campus of Blue Mountain Community College. The Eastern Oregon Higher Education Center in Hermiston offers Bachelors and Master's degree courses through Eastern Oregon University.

Health Care

Good Shepherd Community Hospital is a modern facility with the latest diagnostic and surgical facilities with a trauma emergency center. The hospital has expanded their physician offices to enable more physicians in specific fields to locate in Hermiston. Hermiston continues to attract medical professionals, general practitioners and specialists as well as a full range of dental practices, chiropractic services, mental health and physical therapy facilities. An additional seven hospitals are located within a sixty-mile radius of the city. Ambulance service is provided by the Umatilla County Fire District #1. A skilled nursing facility for the elderly and handicapped along with multiple assisted living complexes.

Recreation

The region offers a variety of outdoor pastimes. With a relatively dry climate and long growing season outdoor activities are abundant. Water sports are very popular and include skiing, boating, swimming and fishing. Hermiston is within a day's drive to mountain regions which offer snow skiing, camping, hiking and hunting. Hermiston offers multiple City parks, athletic clubs, trails, tennis courts, soccer fields, and softball/baseball parks. There are many golf courses within 45 minutes of the City.

CITY MANAGER BUDGET MESSAGE



Where Life is Sweet

May 12, 2021

Dear Mayor, Council, Members of the Budget Committee and Citizens:

It is my honor to present the City of Hermiston's FY2021-22 Proposed Budget. The proposed budget and the budget document are the result of hard work from the city's leadership team and their employees. This hard work was done with a new budget system and, despite some hiccups, has been a very good process.

Introduction

The FY2021-22 budget has been prepared in accordance with the State of Oregon budget law and best practices established by the Government Finance Officers Association. It has also been developed on the foundation of the city's adopted financial policies. We continue to work to make the budget and the budget process more transparent and easier to understand.

In January 2021 the City Council held a goal setting session during which it confirmed the City's vision statement, its core values and established the goals for FY2021-22. The vision statement and values are included in this document and many appropriation recommendations are specifically targeted to address the goals established in that process.

As the impacts of the COVID-19 pandemic have been with us for over a year now, we know the impacts it made in our current year budget and with that we have a better idea of what future impacts could be in the FY2021-22 City budget. Some of the impacts we anticipated last year did not happen for example the Transient Room Tax (TRT) was not impacted much at all. We had adjusted down for last fiscal year and revenues there look to be right where they would have been without any pandemic impacts. The area where we saw the most impact was in the area of incidental revenues from things like recreation programming. That alone caused an estimated loss of approximately \$800,000 since March 2020. We also saw little to no impact to property tax collections. Due to the high level of government stimulus (unemployment levels, etc.), there could still be some impact to property taxes but that impact is still unknown.

PERS

This year's increase in PERS contributions was not as large as anticipated with only an 11.8% increase in the rates. This cost area is still a challenge for the City and all efforts in our post-COVID budgeting will need to take PERS costs into account. This proposed budget is the first year of the State of Oregon's biennial budgeting process. This fact gives us some certainty for the two year period. Hopefully, the State will continue to find ways to assist local governments in addressing this challenge.

Discussion

The FY2021-22 budget continues and upholds the City's adopted policies. The all funds budget is \$68,494,390, which is approximately \$11.2 million larger or 19.5% higher than the FY2020-21 budget. The reason for this substantial increase in the overall budget is the large number of capital projects the City is taking on this fiscal year. City Hall, the SHIP LID, the airport resurfacing, and various water and sewer projects account for nearly all of the increase. The other large portion of the increase is the debt service on the city hall bonds.

The FY2021-22 budget includes a 2.5% cost of living adjustment (COLA) for all City employees. For all employees but the represented police department employees, this is budgeted to take place as a 1% on July 1, 2021 and 1.5% on January 1, 2022. This allows us to see how city revenues act for an additional six months before the full amount of the COLA would impact the budget. I will now walk through the major funds in the budget and provide highlights about each one.

General Fund

The general fund contains funding for some of the most basic operations of the City like our police department. It also contains many services that we call quality of life programs like parks and recreation and library. These types of services are necessary to make a safe and inviting community.

Proposed general fund revenues and expenditures are approximately 8% (\$1,200,000) above FY2020-21. This increase comes from the debt service for the new city hall and the addition of the American Rescue Plan Act (ARPA) funds. The ARPA funds will be received into the general fund and so that increases our budget even though we do not have plans to expend those funds immediately.

We asked all general fund departments to hold a zero increase budget on the expenditure side. We aren't sure how recreational activities will go in this year so we are looking to hold the line on our expenses.

We have decreased Parks and Recreation related revenues and costs by a total of \$150,000 from our pre-pandemic amounts. We are hopeful that we will exceed those but are planning in a conservative way.

Two capital projects in the Parks and Recreation area that will move forward in this fiscal year are the relocation of parking and playground facilities at Riverfront Park and the Teen Adventure Park.

Utility Fund

The implementation of the Capital Improvement Plan (CIP) for both water and recycled water continues to be a priority. Following are efforts in those departments under this proposed budget:

- Water Department
 - Adding an additional employee (1st in 15+ years)
 - N. 1st Water Line Replacement
 - Gladys/Main Line Replacement
- Recycled Water Department
 - 7th Street Sewer Upgrade
 - Lift #4 Reconstruction
 - Hwy 395/Elm Main Replacement

- Lift #3 Alternative

Street Fund

Although we did see a decrease in gas tax revenues for a portion of last calendar year, it did not reach the worst-case scenario we had considered. In order to continue to save money for projects later, we are not anticipating any new construction projects at this time. The two planned projects are limited to the following design work:

- Geer and Harper Intersection
- Initial design work on North 1st Place.

Stormwater

At this point, we don't have a stormwater utility. Most stormwater activity is handled operationally by the street department. Because of that, I will bring your attention to a project here although it will not be funded at all by the street fund. There is an un-piped stretch of the Hermiston Drain that runs along the boundary of Theater Sports Park. This area has been an attractive nuisance for many years. In partnership with the Hermiston Irrigation District (HID), we plan to pipe this stretch of the Drain.

Hermiston Energy Services (HES) Fund

The HES budget presented is also in the phase of accumulating funds to take on the next round of capital projects. The two rate adjustments already approved look to be sufficient to keep up with increases imposed by the Bonneville Power Administration (BPA).

Transient Room Tax (TRT) Fund

The budget for this fund is returning to pre-pandemic levels. Revenues look to be very steady in this fund. We are hearing rumblings that an additional hotel is looking to locate in the City and will give additional revenue to this fund.

Regional Water Fund

We recently completed a Capital Improvement Plan (CIP) for the Regional Water System (RWS). This effort will now provide a roadmap for maintenance and upgrades to this system.

We have also recently worked closely with the five users of this system and have a new rate structure in place that will begin to provide more adequate funding to the maintenance of the system.

Enterprise Zone Project Fund

This fund will receive all of the funds from our Enterprise Zone Agreements (Lamb Weston, Amazon). We will then use the funds as necessary to pay for projects out of that fund.

Eastern Oregon Trade and Event Center (EOTEC) Fund

This is the most problematic area of the budget. We are making the best estimates we can, but we fully anticipate needing to do a budget amendment during the fiscal year to directly address this fund.

I would like to thank the department heads and managers especially Mark Krawczyk and Tasha Harrell for the work they did to complete the budget. Lastly, I would like to thank the City Council and the citizen members of the Budget Committee for your willingness to give up time and serve our community. It is an honor to work with professional and skilled City employees and dedicated

community volunteers to implement the FY2021-22 budget.

Sincerely,

A handwritten signature in black ink, appearing to read "Byron D. Smith". The signature is written in a cursive, flowing style.

Byron D. Smith
City Manager

BUDGET POLICIES AND PROCESS

The City of Hermiston is committed to the highest level of financial integrity. We are accountable to our citizens for the use of public dollars, and resources should be used wisely to ensure adequate funding for the services, public facilities and infrastructure necessary to meet the community's present and future needs.

Written, adopted financial policies have many benefits, such as assisting the Council and City Manager in the financial management of the City, saving time and energy when discussing financial matters, fostering public confidence, and providing continuity over time as Council and staff members change. The purpose of the financial policies is to enable the City to achieve and maintain a long-term stable and positive financial condition. Financial policies are adopted by the City Council and establish the framework for Hermiston's overall financial planning and management, to guide day-to-day and long-range fiscal planning and decision making, and to achieve the following general financial goals:

- Ensure the financial integrity of the City.
- Provide an adequate financial base to sustain a sufficient level of municipal services to maintain the social well-being and physical condition of the City.
- Provide and maintain essential public facilities, utilities and capital equipment.
- Enhance policy setting for and sound management of City government by providing accurate and timely information on current and anticipated financial conditions.
- Protect and enhance the City's credit ratings.
- Provide the financial stability needed to navigate through economic downturns, adjust to changes in the service requirements of the community and respond to other changes as they affect the City's residents.

BUDGET POLICIES

- 1) The operating budget shall serve as the annual financial plan for the City. It will serve as the policy document of the City Council for implementing Council goals and objectives.
- 2) The City Council will adopt and maintain a balanced annual operating budget in conformance with existing state and local regulations. Per Oregon Local Budget Law, the City Council shall adopt the budget at the fund, department or program level as appropriate.
- 3) Budget control and accountability is maintained at the same level it is appropriated.
- 4) The Budget Officer shall annually prepare and present a proposed operating budget to the Budget Committee no later than May 30 of each year, and the City Council will adopt the budget no later than June 30 of each year.
- 5) Historical trend analysis will be performed on both revenues and expenditures as part of the budget process. Efforts will be made to identify potential deviations from the trends and this information will be factored into revenue and expenditure forecasts.
- 6) Funds may not be expended or encumbered for the following fiscal year until the budget has been adopted by the City Council.
- 7) The budget process will be coordinated so that major policy issues and department goals and objectives are identified and incorporated into the budget.

- 8) Monthly reports comparing budgeted to actual revenues and expenditures will be distributed to the City Manager and City Council. Significant variances will be investigated and explained.
- 9) The operating budget will be constrained to the total amount approved by the Budget Committee and as adjusted and adopted by the City Council.
- 10) A mid-year review process will be conducted by the City Manager to make any necessary adjustments to the adopted budget.
- 11) All resolutions adjusting the budget will be prepared by the Finance Department for Council approval to ensure compliance with budget laws.

BUDGET PROCESS

Most local governments in Oregon must prepare and adopt an annual budget. Budget guidelines are determined by Oregon's Local Budget Law. The law requires citizen involvement in the preparation of the budget, public disclosure of the budget before its final adoption, and establishes standard procedures for preparing, presenting, and administering the budget.

The budget committee in Oregon is made up of the mayor and city councilors of the local government and an equal number of appointed citizens. The Hermiston Budget Committee consists of eighteen individuals, each uniquely suited to provide guidance and analysis for the city budget. The Local Budget Law sets out the following specific procedures

- 1) Appoint budget officer;
- 2) Prepare a proposed budget;
- 3) Publish notices of budget committee meeting;
- 4) Hold budget committee meetings;
- 5) Budget committee approves proposed budget and specifies the amount or rate of ad valorem taxes;
- 6) Publish budget summary and notice of budget hearing;
- 7) Hold a budget hearing;
- 8) Enact resolutions or ordinances to adopt budget, make appropriations, levy taxes by fund and categorize taxes; and
- 9) File budget and certify tax levy to county assessor and county clerk.

BUDGET CALENDAR

The City of Hermiston's 2021-22 budget calendar (abbreviated) is as follows:

- | | |
|---------|--|
| January | City Council meets with City Manager and department heads to set goals. |
| March | Department budget requests are submitted. City Manager and Finance Director meet with department heads to discuss submissions. |
| April | City Manager finalizes budget and prepares budget message. |
| May | Budget Committee meets to receive budget, hear public comment and approve budget. Property tax levy set. |
| June | Public hearing is held on the budget. City council adopts budget, sets appropriations and levies property taxes. |

During the fiscal year, circumstances may require expenses to be paid that were not budgeted or the city may receive revenue it did not plan for in its budget. A supplemental budget is required to pay additional expenses and spend the extra revenue. The supplemental budget must be

adopted and appropriated before any additional money can be spent.

Adopting a supplemental budget will not involve the budget committee. After publishing a notice of the regular meeting at which the supplemental budget will be adopted, the governing body may adopt the supplemental budget by resolution if the expenditures are less than 10 percent of the annual budget fund being adjusted. If the expenditures are more, the governing body must publish the supplemental budget notice and hold a special hearing.

FUND ORGANIZATION AND INTER-FUND APPROPRIATIONS

FUND ORGANIZATION

The accounts of the city are organized on the basis of funds and account groups. Each is considered a separate accounting entity. The operations of each fund are accounted for with a separate set of self-balancing accounts that comprise its assets, liabilities, fund equity, revenues, and expenditures, or expenses, as appropriate. Government resources are allocated to and accounted for in individual funds based upon the purpose for which they are to be spent and the means by which spending activities are controlled.

The governmental accounting system gives rise to a great deal of confusion for the individual not directly associated with the required accounting systems. A multiple fund structure provides an accuracy of reporting and control of expenditures unsurpassed for the type of activities which this government must undertake. This positive side more than compensates for the overstatement of total outlays and the multiple accounting in cumulative recaps of total budget which the system forces.

INTER-FUND APPROPRIATIONS

The best example of the overstatement of the budget is in the interaction between funds included in the relationship between the general fund, the street fund and the reserve fund in the expenditure of roadway construction or overlay funds. State reporting requirements call for the inclusion of all street related costs in the street fund, it is necessary for us to include the appropriations we make each year to the reserve for roadway construction to be included in the street fund. The gasoline tax is not always sufficient to cover the costs of our total efforts in street maintenance and improvement, so we must appropriate a transfer from the general fund to balance the street fund. The actual expenditure of roadway improvements occurs in the reserve fund.

This complicated interaction requires the city to anticipate revenues in the general fund, appropriate the necessary funds to the street fund, anticipate the revenue in the street fund and appropriate the transfer to the reserve fund, as well as anticipate the revenue and appropriate for the expenditures in the reserve fund. Because the expenses for roadway improvements are beyond the ability of our local government to complete in any one year, the reserve appropriation will reflect the current transfer and the accumulated balances designed to accomplish the projects identified in the roadway capital improvement plan.

Due to this interaction of funds, the same funds are identified as an expense three times and a revenue three times. This inflation of the total budget is an unfortunate side impact which occurs with fund accounting.

The Hermiston budget is divided into separate funds, each with independent revenue sources and appropriations. The fund structure is determined by the specific reporting needs of our governing body and the need to report accurate and timely information to the community. The City's funds and their descriptions are listed below.

- Bonded Debt Fund (02): This fund accounts for certain outstanding general obligation bonds of the city. This fund is required by Oregon statutes to account for the proceeds of the general obligation bonds issued for street, water and wastewater treatment improvements.
- General Fund (03): The general fund provides for the accounting of all revenues and

expenditures not specifically categorized into a separate fund. It is the most diverse and largest of the city's funds. It is also the source for the inter-fund transfers necessary to augment the operations of our other functions. The general fund departments are as follows:

City Council	Building Inspections	Recreation
City Manager/Planning	Parks	Community Center
Finance	Parks/Utility Landscaping	Harkenrider Center
Legal	Municipal Pool	Public Safety Center
Court	Municipal Buildings	Police Operations
Transportation	Library	Non-Departmental
Airport		

- State Street Tax Fund (04): This is the fund where all gasoline tax revenues are deposited as required by Oregon state law to ensure that they will be used for street and roadway repair, maintenance and improvement. This fund is exclusively supported from the gasoline tax and a general fund subsidy when necessary. The expenditures accounted for in the fund are the labor, equipment, materials and contracted services necessary to maintain and improve the roadway surfaces and storm drainage system of the city.
- Transient Room Tax Fund (05): This fund is used to receipt revenues collected from the city's transient room tax and tourism promotion assessment for appropriations to be made for economic, community and other development activities. The balance of the transient room tax revenues are appropriated directly to community center management and operational costs, pool operation, TRT/Recreation programs reserve and Parks & Recreation Development reserve.
- Utility Fund (06): This is an enterprise fund financed from user fees for water and recycled water use and connection charges to the system. Expenditures of this fund include all personnel, equipment, materials, and contracted services necessary to maintain and improve the water, sewer, and recycled water systems of the city. The fund is responsible for all debt applicable to utility operations.
- Reserve Fund (08): This fund is used to accumulate money for long-term goals and projects of the City. Financed directly by appropriations from the operating funds and with limited revenues directly from small reimbursement projects, the reserve fund has been the major single fiscal tool which has provided the City with the stability and multiple year appropriations necessary to manage a small community in difficult financial times. The reserve fund allows the accumulation of resources to accomplish specifically authorized goals contained in the resolution which must be adopted to establish each account.
- Municipal Court Special Revenue Fund (10): This fund is used to account for fines and forfeits processed by the Municipal Court.
- Miscellaneous Special Revenue Fund (11): This fund is used to account for certain pass-through payments related to payroll and surcharges due to the state.
- Hermiston Energy Services Fund (13): This fund is financed from user fees for electrical use and other charges to the system. Expenditures in this fund include all personnel, equipment, materials, and contracted services necessary to maintain and improve the electrical system of the city. This enterprise fund is also responsible for all necessary debt payments of the electrical system.

- Regional Water Fund (15): This fund is an operating enterprise fund with expenditures including all personnel, equipment, materials and contracted services necessary to operate the Regional Water System. This system supplies water from the Columbia River to a few users. Most of these customers use raw, non-potable water though there are a couple of users that use a small amount of potable water.
- Christmas Express Special Revenue Fund (19): This fund is used to account for amounts designated for annual Christmas Express activities.
- Law Enforcement Special Revenue Fund (20): This fund is used to account for amounts designated by the City for law enforcement and related purposes.
- Library Special Revenue Fund (21): This fund is used to account for amounts designated by the City for library operations and improvements.
- Greater Hermiston Enterprise Zone Project Fund (23): This fund is used to accumulate fee revenue received through multi-year Greater Hermiston Enterprise Zone (GHEZ) agreements with businesses locating in the GHEZ. This fund allows for the accumulation of resources to accomplish the economic and community development goals of the GHEZ sponsors (City of Hermiston and Umatilla County).
- Eastern Oregon Trade and Event Center (EOTEC) Operations (25): This fund is used to account for revenues and expenditures relating to the operation of the City's EOTEC.
- 2016 Full Faith & Credit Obligation-Electric (33): This fund was used to track the proceeds from the sale of the bonds used to finance capital improvements for the City's Electric System.
- 2017 Full Faith & Credit Obligation-Sewer & Water (34): This fund was used to track the proceeds from the sale of bonds used to finance capital improvements to the City's Water and Sewer system.
- 2017 Full Faith & Credit Obligation-HURA (35): This fund is used to track funds from the sale of bonds used to finance projects described in the Hermiston Urban Renewal Agency Plan.
- 2017 Full Faith & Credit Obligation-TPA (36): This fund is used to track proceeds from the sale of bonds used to finance capital improvements in the initial construction of the Eastern Oregon Trade and Event Center.
- City Hall Construction Fund (37):
- Local Improvement District Fund (38):
- 2020 Bonds

FINANCIAL POLICIES

ACCOUNTING AND FINANCIAL REPORTING POLICIES

- 1) The City will comply with Generally Accepted Accounting Principles (GAAP) as promulgated by the Governmental Accounting Standards Board (GASB) and the Government Finance Officers Association (GFOA); Oregon Revised Statutes relating to Municipal finance; and prevailing federal, state and local statutes and regulations.
- 2) The City prepares a Comprehensive Annual Financial Report (CAFR) and annually submits its CAFR to the GFOA's "Certificate of Achievement for Excellence in Financial Reporting" program.
- 3) Monthly financial reports showing revenue and expenditure activity for each fund are distributed to the City Manager and City Council.
- 4) A system of internal controls and procedures is maintained to provide reasonable assurance of the safeguarding of assets and proper recording of financial transactions and compliance with applicable laws and regulations.
- 5) The City maintains accounting records by fund. Per GAAP, proprietary funds will use the accrual basis of accounting and government funds use the modified accrual basis of accounting. Changes in the basis of accounting is explained in the budget message for the year in which the change is planned.
- 6) In accordance with Oregon Administrative Rules, the City has its accounts and fiscal affairs audited annually in accordance with generally accepted auditing standards (GAAS) as promulgated by the American Institute of Certified Public Accountants (AICPA).
- 7) Full disclosure is provided in the financial statements and bond representations.

TAX HISTORY

Fiscal Year	Tax Levy Submitted	Inside 6%	Outside 6%	G.O. Bond Issues	Bancroft Bond Issues	Population
1930-31	6,250.00	6,250.00				608
1940-41	6,385.00	6,385.00				803
1950-51	15,878.00	15,878.00				3,804
1960-61	76,225.00	19,300.00	56,924.41			4,402
1970-71	148,877.00	148,877.00				4,893
1980-81	954,165.00	290,279.64	632,836.36	31,049.00		9,408
1981-82	1,108,206.15	308,456.12	765,272.03	34,478.00		9,700
1982-83	1,099,425.00	327,333.00	738,423.00	33,669.00		9,630
1983-84	1,099,379.00	347,133.00	719,760.00	32,486.00		9,835
1984-85	1,113,565.00	1,200,000.00		31,304.00		9,890
1985-86	1,230,121.00	1,200,000.00		30,121.00		9,914
1986-87	1,302,872.00	1,272,000.00		30,872.00		9,890
1987-88	1,379,397.00	1,113,845.00		30,517.00	235,035.00	9,870
1988-89	1,434,572.00	1,232,192.00		32,220.00	170,160.00	9,860
1989-90	1,518,092.00	1,349,416.00		26,055.00	142,599.00	9,860
1990-91	1,552,821.00	1,430,380.00		16,192.00	106,249.00	10,075
1991-92	1,615,733.00	1,517,691.00		9,497.00	88,545.00	10,075
1992-93	1,621,089.00	1,609,186.00		11,903.00		10,045
1993-94	1,717,630.00	1,706,249.00		11,381.00		10,215
1994-95	2,258,724.00	1,809,960.00		448,764.00		10,332
1995-96	1,991,044.00	1,929,161.00		61,883.00		10,605
1996-97	2,417,024.00	2,045,797.00		371,227.00		11,061
1997-98	2,574,503.00	2,169,858.00		404,645.00		11,340

(Permanent Operating Tax Rate \$6.0860/\$1,000)

Fiscal Year	Taxable Value	Operating Rate	Operating Tax	Bond Rate	Bond Tax	Total Tax Imposed	Population
1999-00	368,557,070	4.8894	1,802,010	1.0950	403,570	2,205,580	12,165
2000-01	405,856,680	4.8894	1,984,230	0.9565	389,150	2,373,380	12,425
2001-02	467,733,020	4.8894	2,286,839	0.7475	349,631	2,321,802	13,560
2002-03	494,029,220	4.8894	2,415,342	0.7265	358,911	2,774,253	14,120
2003-04	526,243,480	5.0841	2,676,555	0.6948	365,826	3,042,381	14,540
2004-05	561,341,500	5.0841	2,854,052	0.6749	378,912	3,232,964	14,700
2005-06	589,997,120	5.0841	2,998,901	0.6480	382,318	3,381,219	15,025
2006-07	644,683,321	6.0860	3,869,614	0.1706	109,982	3,979,596	15,410
2007-08	669,241,051	6.0860	4,030,551	0.4958	331,810	4,362,361	15,780
2008-09	705,153,815	6.0860	4,291,566	0.4817	339,672	4,631,238	16,080
2009-10	745,218,903	6.0860	4,472,692	0.5234	390,386	4,863,078	16,215
2010-11	761,094,614	6.0860	4,549,684	0.5087	387,168	4,936,852	16,745
2011-12	783,138,675	6.0860	4,634,210	0.4638	363,219	4,997,429	16,865
2012-13	805,177,490	6.0860	4,754,795	0.3485	280,677	5,035,472	16,995
2013-14	807,543,485	6.0860	4,751,445	0.3983	322,009	5,073,454	17,240
2014-15	855,270,682	6.0860	5,028,975	0.3771	322,138	5,351,113	17,385
2015-16	875,887,405	6.0860	5,161,713	0.2981	260,880	5,422,593	17,520
2016-17	905,529,534	6.0860	5,207,617	0.2878	260,032	5,467,649	17,730
2017-18	960,618,883	6.0860	5,588,854	0.3444	329,430	5,918,284	17,985
2018-19	999,411,597	6.0860	5,777,329	0.3240	320,581	6,097,910	18,200
2019-20	1,055,903,439	6.0860	6,143,220	0.3029	316,722	6,459,942	18,415
2020-21	1,099,637,983	6.0860	6,464,309	0.2871	315,811	6,780,120	18,775

PERSONNEL DISTRIBUTION

	2020-21 Actual	2021-22 Proposed	2021-22 Approved	2021-22 Adopted
General Fund-03				
Mayor	1.00	1.00	1.00	1.00
Councilors	8.00	8.00	8.00	8.00
City Manager	1.00	1.00	1.00	1.00
Assistant City Manager	1.00	1.00	1.00	1.00
Executive Secretary/City Recorder	1.00	1.00	1.00	1.00
HR Specialist	1.00	1.00	1.00	1.00
Planning Director	1.00	1.00	1.00	1.00
General Clerical/Asst. City Recorder	1.00	1.00	1.00	1.00
Code Enforcement Officer	1.00	1.00	1.00	1.00
Finance Director	1.00	1.00	1.00	1.00
Financial Analyst	1.00	1.00	1.00	1.00
Customer Service Rep	2.00	2.00	2.00	2.00
Accounting Tech	1.00	1.00	1.00	1.00
Municipal Judge (.33 FTE)	0.33	0.33	0.33	0.33
Court Manager	1.00	1.00	1.00	1.00
Court Clerk	2.00	2.00	2.00	2.00
Building Official	1.00	1.00	1.00	1.00
Asst. Building Official/Inspector	1.00	1.00	1.00	1.00
Building Inspector	0.50	0.50	.50	.50
Office Coordinator	1.00	1.00	1.00	1.00
Parks & Recreation Director	1.00	1.00	1.00	1.00
Senior General Clerical	1.00	1.00	1.00	1.00
Parks Manager	1.00	1.00	1.00	1.00
Park Facility- Lead Worker	2.00	2.00	2.00	2.00
Seasonal Parks Maintenance	4.00	4.00	4.00	4.00
Recreation Supervisor	1.00	1.00	1.00	1.00
Recreation Coordinator	2.00	2.00	2.00	2.00
Swim Pool (10FTE)	10.00	10.00	10.00	10.00
Summer Park Program (5 FTE)	5.00	5.00	5.00	5.00
Buildings Supervisor	1.00	1.00	1.00	1.00

	2020-21 Actual	2021-22 Proposed	2021-22 Approved	2021-22 Adopted
General Fund-03				
Library Director	1.00	1.00	1.00	1.00
Assistant Library Director	1.00	1.00	1.00	1.00
Librarian II	1.00	1.00	1.00	1.00
Senior Library Assistant	2.50	2.50	2.50	2.50
Library Assistants	3.50	3.50	3.50	3.50
Police Chief	1.00	1.00	1.00	1.00
Administrative Captain	1.00	1.00	1.00	1.00
Operations Captain	1.00	1.00	1.00	1.00
Police Lieutenant	1.00	1.00	1.00	1.00
Police Sergeants	4.00	4.00	4.00	4.00
Detectives	3.00	3.00	3.00	3.00
Communications Manager	1.00	1.00	1.00	1.00
Patrol Officers	9.00	9.00	9.00	9.00
Patrol Corporal	5.00	5.00	5.00	5.00
School Resource Officer	3.00	3.00	3.00	3.00
Records Specialists	3.00	3.00	3.00	3.00
Fund Total FTE	97.83	97.83	97.83	97.83
	2020-21 Actual	2021-22 Proposed	2021-22 Approved	2021-22 Adopted
Street Fund-04				
Street Superintendent	1.00	1.00	1.00	1.00
Mechanic/Municipal Svc. Worker	1.00	1.00	1.00	1.00
Municipal Worker I	1.50	2.50	2.50	2.50
Municipal Worker II	2.00	1.00	1.00	1.00
Contract Municipal Worker	1.14	1.14	1.14	1.14
Fund Total FTE	6.64	6.64	6.64	6.64

	2020-21 Actual	2021-22 Proposed	2021-22 Approved	2021-22 Adopted
Utility Fund-06				
Recycled Water Superintendent	1.00	1.00	1.00	1.00
Recycled Water Chief Operator	1.00	1.00	1.00	1.00
Senior General Clerical	1.00	1.00	1.00	1.00
Recycled Water Lab Technician	1.00	1.00	1.00	1.00
Recycled Water Worker I	3.00	4.00	4.00	4.00
Recycled Water Worker III	2.00	1.00	1.00	1.00
Water Superintendent	1.00	1.00	1.00	1.00
Water Chief Operator	1.00	1.00	1.00	1.00
Water Utility Worker	5.00	6.00	6.00	6.00
Meter Tech	1.00	1.00	1.00	1.00
Fund Total FTE	17.00	18.00	18.00	18.00
	2020-21 Actual	2021-22 Proposed	2021-22 Approved	2021-22 Adopted
Hermiston Energy Services-13				
Electric General Manager	1.00	1.00	1.00	1.00
Fund Total FTE	1.00	1.00	1.00	1.00
City-wide Total	122.47	123.47	123.47	123.47



Where Life is Sweet

CONSOLIDATED REVENUES AND EXPENDITURES BY FUND

REVENUES BY FUND

Data

	FY19 Actuals	FY20 Actuals	2020-21 Budget	2021-22 Proposed	2021-22 Approved	2021-22 Adopted
GENERAL FUND	11,661,908	11,361,312	16,711,351	16,357,213	16,357,213	16,357,213
ENERGY SERVICES	9,641,842	9,353,538	11,222,265	11,828,457	11,828,457	11,828,457
RESERVES	4,148,131	6,490,131	13,379,583	12,392,202	12,392,202	12,392,202
UTILITY	7,360,126	9,055,976	10,101,275	11,293,902	11,293,902	11,293,902
CITY HALL CONSTRUCTION FUND	0	0	9,600,000	7,348,498	7,348,498	7,348,498
STATE STREET TAX	1,547,596	1,262,091	2,209,155	1,950,474	1,950,474	1,950,474
REGIONAL WATER	1,800,543	1,216,639	1,477,000	1,775,591	1,775,591	1,775,591
GREATER-HERMISTON ENTERPRISE ZONE PROJECT FUND	0	500,000	2,000,000	2,206,674	2,206,674	2,206,674
TRANSIENT ROOM TAX	928,172	811,954	831,050	903,230	903,230	903,230
EOTEC OPERATIONS	975,284	764,636	659,000	627,793	627,793	627,793
BONDED DEBT	510,009	510,134	692,200	692,980	692,980	692,980
LOCAL IMPROVEMENT DISTRICT	0	0	585,000	1,065,572	1,065,572	1,065,572
MISCELLANEOUS SPECIAL REVENUE	32,201	194,573	258,000	273,000	273,000	273,000
2016 FF&C OBLIG - ELECTRIC	47,865	147,468	165,000	165,000	165,000	165,000
LAW ENFORCEMENT SPECIAL REV	43,377	38,755	102,125	103,118	103,118	103,118
CHRISTMAS EXPRESS SPEC REVENUE	14,786	15,802	40,000	45,037	45,037	45,037
LIBRARY SPECIAL REVENUE	21,521	4,468	43,800	35,800	35,800	35,800
MUNICIPAL COURT	146,024	0	0	0	0	0
2017 FF&C OBLIG - SEWER & WA	28,193	0	0	0	0	0
2017 FF&C OBLIG - HURA	648	117	25,000	0	0	0
RECREATION SPECIAL REVENUE	10,000	0	0	0	0	0
SR CENTER CONSTRUCTION GRANT	7,932	0	0	0	0	0
Total	38,926,158	41,727,594	70,101,804	69,064,541	69,064,541	69,064,541

EXPENDITURES BY FUND

Data

	FY19 Actuals	FY20 Actuals	2020-21 Budget	2021-22 Proposed	2021-22 Approved	2021-22 Adopted
GENERAL FUND	12,009,682	12,063,265	16,711,351	16,357,213	16,357,213	16,357,213
ENERGY SERVICES	9,380,870	9,330,846	11,222,265	11,828,457	11,828,457	11,828,457
RESERVES	4,317,643	6,306,794	13,379,583	12,392,203	12,392,203	12,392,203
UTILITY	6,621,493	8,128,984	10,101,275	11,293,902	11,293,902	11,293,902
CITY HALL CONSTRUCTION FUND	0	0	9,600,000	7,348,498	7,348,498	7,348,498
STATE STREET TAX	1,144,775	2,151,451	2,209,155	1,950,474	1,950,474	1,950,474
REGIONAL WATER	1,815,675	1,170,651	1,477,000	1,775,591	1,775,591	1,775,591
GREATER-HERMISTON ENTERPRISE ZONE PROJECT FUND	0	0	2,000,000	2,206,674	2,206,674	2,206,674
TRANSIENT ROOM TAX	1,032,124	986,217	831,050	903,230	903,230	903,230
EOTEC OPERATIONS	916,021	904,346	659,000	627,793	627,793	627,793
BONDED DEBT	517,059	519,611	692,200	692,980	692,980	692,980
LOCAL IMPROVEMENT DISTRICT	0	0	585,000	1,065,572	1,065,572	1,065,572
2016 FF&C OBLIG - ELECTRIC	890,429	1,336,971	165,000	165,000	165,000	165,000
MISCELLANEOUS SPECIAL REVENUE	78,464	243,449	258,000	273,000	273,000	273,000
2017 FF&C OBLIG - SEWER & WA	1,221,660	1,487	0	0	0	0
LAW ENFORCEMENT SPECIAL REV	28,978	60,124	102,125	103,118	103,118	103,118
LIBRARY SPECIAL REVENUE	4,885	91,935	43,800	35,800	35,800	35,800
CHRISTMAS EXPRESS SPEC REVENUE	16,360	13,217	40,000	45,037	45,037	45,037
MUNICIPAL COURT	156,956	0	0	0	0	0
SR CENTER CONSTRUCTION GRANT	22,424	68,185	0	0	0	0
RECREATION SPECIAL REVENUE	45,000	28,420	0	0	0	0
2017 FF&C OBLIG - HURA	0	0	25,000	0	0	0
COMMUNITY CENTER	0	2,373	0	0	0	0
2017 FF&C OBLIG - TPA	0	831	0	0	0	0
Total	40,220,498	43,409,157	70,101,804	69,064,541	69,064,541	69,064,541

CONSOLIDATED REVENUES AND EXPENDITURES BY CATEGORY

REVENUES BY CATEGORY

Data

Expand All	FY19 Actuals	FY20 Actuals	2020-21 Budget	2021-22 Proposed	2021-22 Approved	2021-22 Adopted
▶ CASH FORWARD	0	0	14,364,265	20,550,547	20,550,547	20,550,547
▶ HERMISTON ENERGY SERVICES SERVICE CHARGES	9,105,483	8,581,271	9,159,367	9,483,323	9,483,323	9,483,323
▶ PROPERTY TAXES	6,011,862	6,276,507	6,311,700	6,798,480	6,798,480	6,798,480
▶ TRANSFERS FROM	3,052,825	4,568,712	7,623,739	7,457,952	7,457,952	7,457,952
▶ FROM OTHER AGENCIES	3,160,150	2,697,833	6,061,370	7,859,860	7,859,860	7,859,860
▶ SERVICE CHARGES	5,057,924	4,419,252	4,366,260	4,515,000	4,515,000	4,515,000
▶ RECYCLED WATER SERVICE CHARGES	3,504,177	4,696,662	4,717,000	4,717,000	4,717,000	4,717,000
▶ WATER SERVICE CHARGES	3,845,720	4,350,450	4,567,215	4,567,215	4,567,215	4,567,215
▶ NON-REVENUE RECEIPTS	2,253,517	3,016,874	10,817,500	1,217,500	1,217,500	1,217,500
▶ LICENSES & FRANCHISES	1,366,781	1,402,195	1,292,170	1,309,170	1,309,170	1,309,170
▶ MISCELLANEOUS REVENUE	626,174	897,910	390,218	198,094	198,094	198,094
▶ FINES & PENALTIES	509,026	488,462	364,000	364,000	364,000	364,000
▶ INTEREST	432,519	331,466	67,000	26,400	26,400	26,400
Total	38,926,158	41,727,594	70,101,804	69,064,541	69,064,541	69,064,541

EXPENDITURES BY CATEGORY

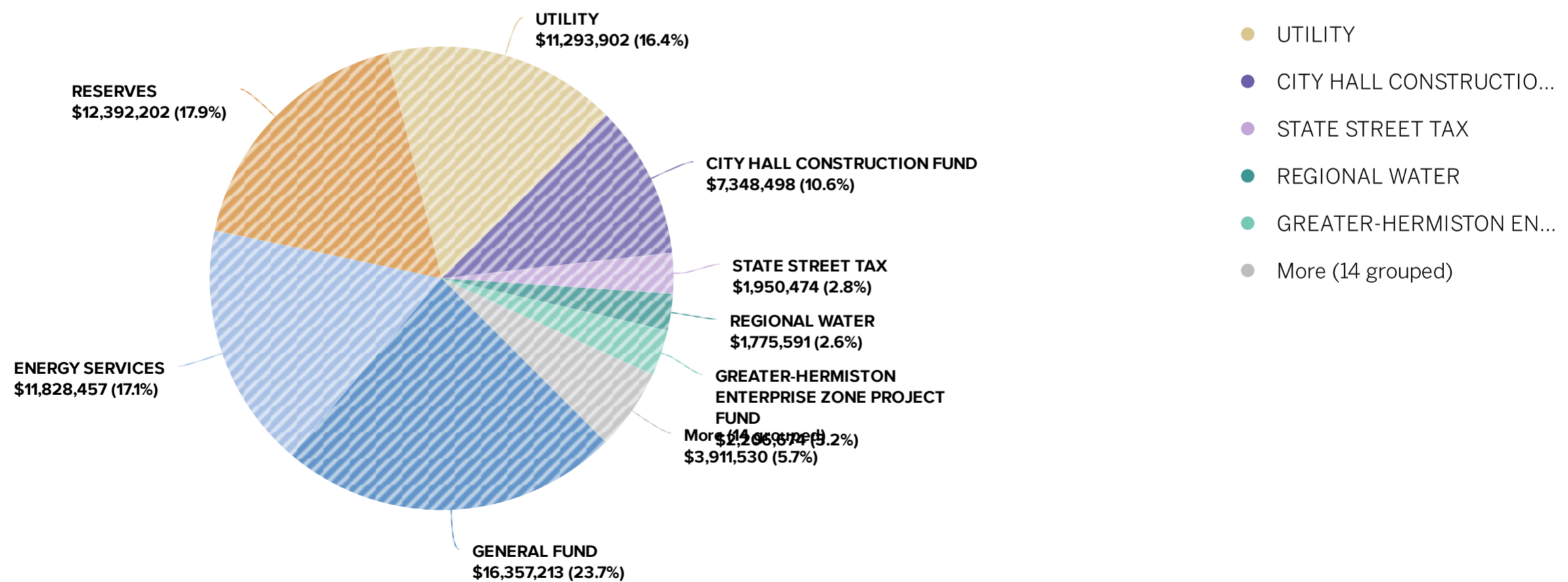
Collapse All	FY19 Actuals	FY20 Actuals	2020-21 Budget	2021-22 Proposed	2021-22 Approved	2021-22 Adopted
▶ MATERIALS & SERVICES	15,573,148	15,080,368	17,837,478	17,757,367	17,757,367	17,757,367
▶ CAPITAL OUTLAY	6,024,111	7,032,546	19,177,980	17,161,804	17,161,804	17,161,804
▶ PERSONNEL SERVICES	11,386,362	12,490,007	13,427,070	13,759,777	13,759,777	13,759,777
▼ TRANSFERS	3,052,825	4,641,463	7,623,739	7,457,952	7,457,952	7,457,952
RES-UTILITY CONSTRUCTION	89,000	530,000	1,312,000	1,312,000	1,312,000	1,312,000
TRANSFER TO GENERAL FUND	0	0	317,688	1,315,800	1,315,800	1,315,800
RES-CIP WATER PROJECTS	190,000	550,000	670,000	670,000	670,000	670,000
RES-CIP STREET CONSTRUCTION	448,115	428,407	420,000	450,000	450,000	450,000
TRANSFER TO GEN FUND	416,584	458,600	375,000	406,250	406,250	406,250
TRANSFER TO GENERAL FUND	0	0	0	585,000	585,000	585,000
TRANS TO UTILITY-NE WATER TOWE	0	0	450,000	377,500	377,500	377,500
TRANS TO BONDED DEBT FUND 2	196,634	203,211	208,819	208,819	208,819	208,819
TRANS TO GENERAL FUND	0	35,688	297,900	297,900	297,900	297,900
TRANS TO GENERAL FUND	0	35,687	259,800	259,800	259,800	259,800
RES-REPAIR & REPLACEMENT	56,180	200,000	200,000	200,000	200,000	200,000
TRANSFER TO HES FUND 13	450,000	450,000	0	0	0	0
RES-CIP STREET CONSTRUCTION	70,000	300,000	439,000	0	0	0
RES-SANITARY SEWER DEPT EQUIP	0	130,000	160,000	160,000	160,000	160,000
TRANS. TO HES FUND-RSA	0	250,000	500,000	0	0	0
RES-STREET EQUIPMENT	90,000	100,000	100,000	150,000	150,000	150,000
TRANS TO GENERAL FUND	0	30,000	157,800	157,800	157,800	157,800
TRANS TO GENERAL FUND	0	30,000	156,780	156,780	156,780	156,780
TRANSFER TO EOTEC/TPA	121,498	114,938	95,000	95,000	95,000	95,000
RES-COMMUNITY ENHANCEMENTS	110,000	100,000	100,000	100,000	100,000	100,000
TRANSFER TO LID FUND	0	0	585,000	0	0	0
RES-NEW STREET BUILDING	0	0	55,650	175,000	175,000	175,000
TRANSFER TO RES-TOURISM	59,988	58,838	49,000	58,500	58,500	58,500
TRANSFER TO RES-PARK DEV	59,988	58,838	49,000	58,500	58,500	58,500
TRANS TO GENERAL FUND	50,000	78,030	44,000	44,000	44,000	44,000
RES-EOTEC EQUIPMENT	295,000	0	0	0	0	0
TRANS TO RES-FUNLAND REBUILD	0	0	100,000	50,000	50,000	50,000
TRANS TO GENERAL FUND	0	12,000	56,400	56,400	56,400	56,400
RES-AIRPORT IMPROVEMENTS	15,000	15,000	100,000	15,000	15,000	15,000
TRANSFER TO EOTEC/TRT	110,000	60,750	0	0	0	0
TRANSFER TO STREET FUND	0	0	39,453	39,453	39,453	39,453
RES - FUNLAND	0	0	141,706	0	0	0
RES-CITY HALL IMPROVEMENTS	50,000	80,000	0	0	0	0
TRANS TO GENERAL	0	0	128,843	0	0	0
TRANS TO RES-HPD VEH UPFITTING	0	20,000	20,000	20,000	20,000	20,000
TRANS TO RES- LIBRARY CAPITAL	0	90,000	0	0	0	0
RES-BICYCLE TRAILS	10,214	11,550	13,500	14,500	14,500	14,500
GEER RD WATER LINE LOOP	0	72,751	0	0	0	0
TRANSFER TO RES-EQUIPMENT	69,000	0	0	0	0	0
TRANSFER TO GENERAL FUND	0	68,185	0	0	0	0
TRANSFER TO RES- HFAC	9,998	9,806	9,000	9,750	9,750	9,750

TRANSFER TO GENERAL FUND	45,000	0	0	0	0	0
TRANSFER TO RESERVE FUND	0	28,420	0	0	0	0
RES- AIRPORT HANGAR CONST	0	0	5,400	7,200	7,200	7,200
TRANS TO LAW ENF SPEC REV	0	10,573	3,000	3,000	3,000	3,000
TRANS TO RES- HPD EQUIPMENT	0	4,000	4,000	4,000	4,000	4,000
TRANS TO FUND 34- PLANT EQUIP	15,000	0	0	0	0	0
TRANS TO GENERAL FUND	13,994	0	0	0	0	0
TRANS TO LAW ENF. FUND	11,632	0	0	0	0	0
RES- TRAFFIC CONTROL 11TH & EL	0	11,500	0	0	0	0
TRANSFER TO GENERAL FUND	0	2,373	0	0	0	0
TRANS TO UTILITY FUND	0	1,487	0	0	0	0
TRANS TO EOTEC FUND 25	0	831	0	0	0	0
▶ CONTINGENCY	0	0	5,997,376	7,112,595	7,112,595	7,112,595
▶ DEBT SERVICE	4,037,814	4,010,946	4,693,767	4,495,652	4,495,652	4,495,652
▶ RESERVE FOR FUTURE EXPENDITURE	0	0	1,148,394	1,123,394	1,123,394	1,123,394
▶ SPECIAL PAYMENTS	146,238	153,827	196,000	196,000	196,000	196,000
Total	40,220,498	43,409,157	70,101,804	69,064,541	69,064,541	69,064,541

REVENUES BY FUND CHART

Visualization

Sort Large to Small



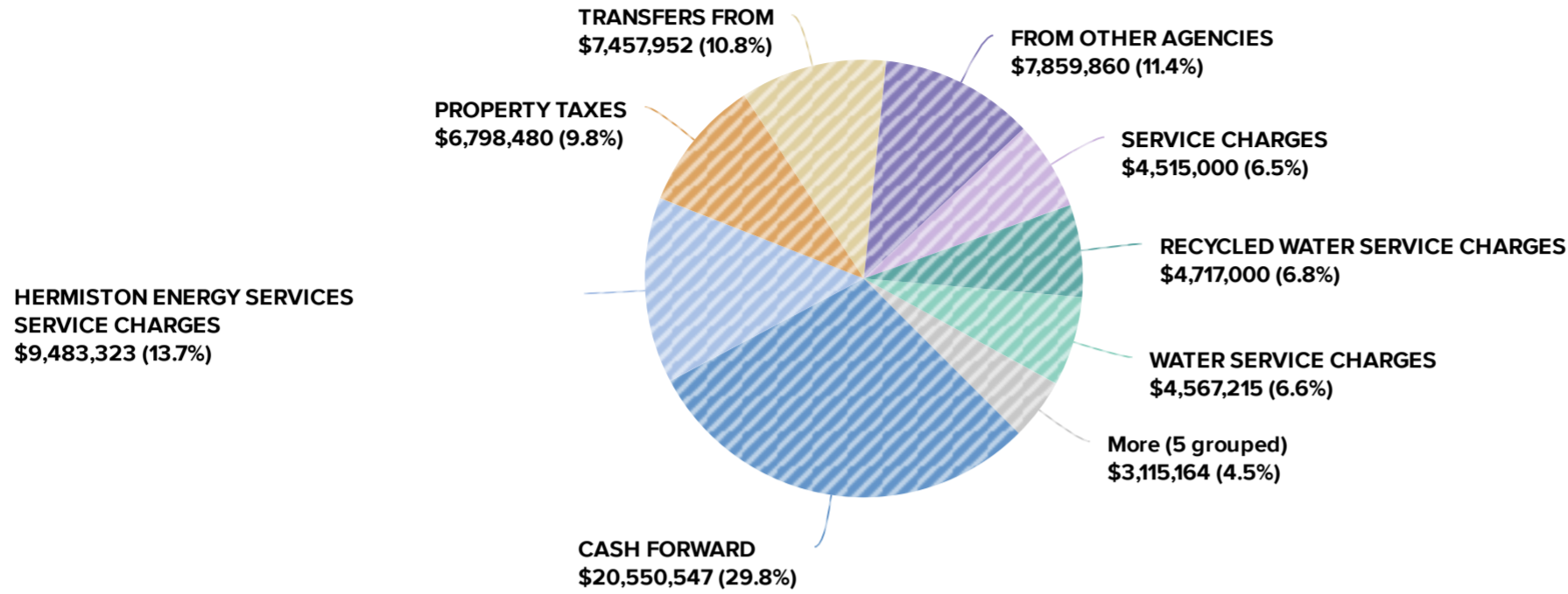
2021-22 Adopted

REVENUE BY CATEGORY CHART

Visualization

Sort Large to Small ▾

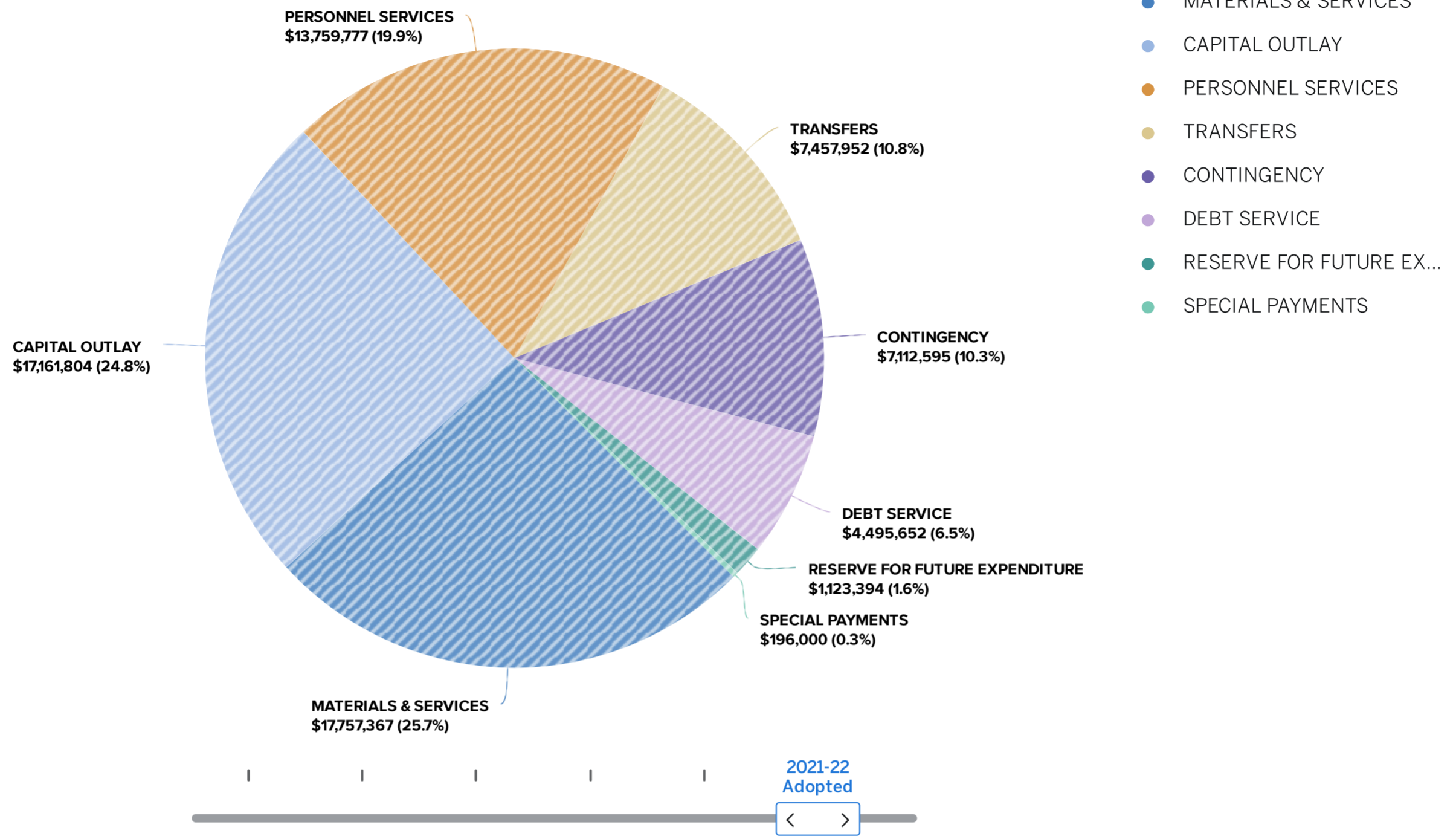
- CASH FORWARD
- HERMISTON ENERGY SER...
- PROPERTY TAXES
- TRANSFERS FROM
- FROM OTHER AGENCIES
- SERVICE CHARGES
- RECYCLED WATER SERVIC...
- WATER SERVICE CHARGES
- More (5 grouped)



EXPENDITURES BY CATEGORY

Visualization

Sort **Large to Small** ▾



**THIS PAGE IS LEFT
INTENTIONALLY BLANK**



Where Life is Sweet

GENERAL FUND

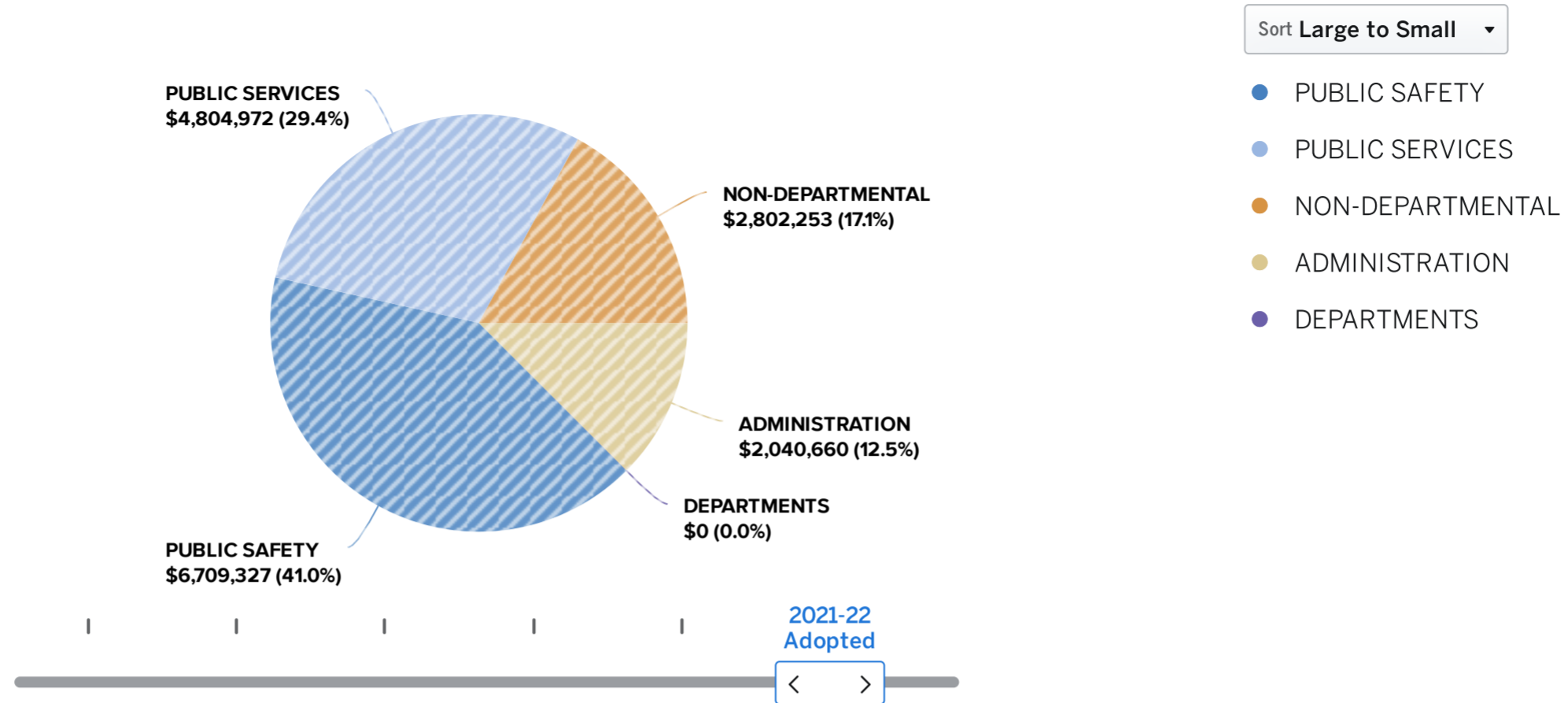
FUND DESCRIPTION

As the name implies, the general fund provides for the accounting of all revenues and expenditures not specifically categorized into a separate fund structure. The general fund is the most diverse and the largest of the City's funds. In accord with the continuing policies of the community, the general fund is the source for the inter-fund transfers necessary to augment the operations of our other functions. The general fund is the source for inter-fund transfers to the reserve fund system, the street fund, and is the direct source for the City's smaller capital outlay projects related to the departments and functions accounted in the fund. The general fund departments are categorized as:

- City Council
- City Manager
- Finance
- Legal Counsel
- Court
- Transportation
- Airport
- Building Inspections
- Parks
- Parks/Utility Landscape
- Municipal Pool
- Municipal Buildings
- Library
- Recreation
- Community Center
- Harkenrider Center
- Public Safety
- Police
- Audit & Others
- Unappropriated Balance

2021-22 General Fund Appropriations

Visualization



GENERAL FUND RESOURCES

Data

Expand All	FY19 Actuals	FY20 Actuals	2020-21 Budget	2021-22 Proposed	2021-22 Approved	2021-22 Adopted
▶ PROPERTY TAXES	\$ 5,698,487	\$ 5,969,584	\$ 5,995,900	\$ 6,481,900	\$ 6,481,900	\$ 6,481,900
▶ TRANSFERS FROM	525,578	750,563	1,794,211	3,279,730	3,279,730	3,279,730
▶ SERVICE CHARGES	2,691,285	1,802,737	2,049,260	1,888,000	1,888,000	1,888,000
▶ FROM OTHER AGENCIES	598,678	721,704	1,265,010	2,612,500	2,612,500	2,612,500
▶ LICENSES & FRANCHISES	1,366,781	1,402,195	1,292,170	1,309,170	1,309,170	1,309,170
▶ CASH FORWARD	0	0	3,856,676	465,913	465,913	465,913
▶ FINES & PENALTIES	350,087	333,706	200,000	200,000	200,000	200,000
▶ MISCELLANEOUS REVENUE	294,003	290,653	223,124	105,000	105,000	105,000
▶ INTEREST	96,409	90,170	35,000	15,000	15,000	15,000
▶ NON-REVENUE RECEIPTS	40,600	0	0	0	0	0
Total	\$ 11,661,908	\$ 11,361,312	\$ 16,711,351	\$ 16,357,213	\$ 16,357,213	\$ 16,357,213

GENERAL FUND RESOURCES

Data

Collapse All	FY19 Actuals	FY20 Actuals	2020-21 Budget	2021-22 Proposed	2021-22 Approved	2021-22 Adopted
▼ PROPERTY TAXES	5,698,487	5,969,584	5,995,900	6,481,900	6,481,900	6,481,900
PROPERTY TAXES	5,500,556	5,814,799	5,845,900	6,335,900	6,335,900	6,335,900
DELINQUENT TAXES	147,931	129,785	150,000	130,000	130,000	130,000
PROPERTY TAX COMP LOSS OFFSET	50,000	25,000	0	0	0	0
HEAVY EQUIPMENT RENTAL TAX	0	0	0	16,000	16,000	16,000
▼ TRANSFERS FROM	525,578	750,563	1,794,211	3,279,730	3,279,730	3,279,730
TRANSFER FROM ENTERPRISE ZONE PROJECT FUND	0	0	317,688	1,315,800	1,315,800	1,315,800
TRANS FROM UTILITY FUND	0	71,375	557,700	557,700	557,700	557,700
TRANSFER FROM LID	0	0	0	585,000	585,000	585,000
TRANS FROM TRT-POOL	249,950	245,160	225,000	243,750	243,750	243,750
TRANS FROM TRT- EVENT FACILITI	166,634	163,440	150,000	162,500	162,500	162,500
TRANS FROM ENERGY SERVICES	0	30,000	157,800	157,800	157,800	157,800
TRANS FROM STREET FUND	0	30,000	156,780	156,780	156,780	156,780
TRANS FROM MISC SPEC REV FUND	50,000	78,030	44,000	44,000	44,000	44,000
TRANS FROM REGIONAL WATER	0	12,000	56,400	56,400	56,400	56,400
TRANS FROM RESERVE FUND	0	0	128,843	0	0	0
TRANS FROM HARK CONST FUND	0	68,185	0	0	0	0
TRANS FROM TRT-TPA CAPITAL	0	50,000	0	0	0	0
TRANS FROM REC SPEC REV FUND	45,000	0	0	0	0	0
TRANS FROM MUNICIPAL COURT	13,994	0	0	0	0	0
TRANS FROM COMM CTR FUND	0	2,373	0	0	0	0
▼ SERVICE CHARGES	2,691,285	1,802,737	2,049,260	1,888,000	1,888,000	1,888,000
SANITARY DISPOSAL REVENUE	317,335	333,745	325,000	300,000	300,000	300,000
SCHOOL DISTRICT CONTRACT	176,498	197,089	310,260	321,000	321,000	321,000
PLAN REVIEW/INSP FEE-UMATILLA	220,534	282,059	200,000	225,000	225,000	225,000
POOL INCOME	329,860	168,787	260,000	160,000	160,000	160,000
CONSTRUCTION PERMIT FEES	163,691	119,793	150,000	170,000	170,000	170,000
DISTRICT LIBRARY CONTRACT	141,173	154,099	155,000	155,000	155,000	155,000
AIRPORT GAS & OIL SALES	167,174	133,739	150,000	140,000	140,000	140,000
PARK & RECREATION FEE	152,721	109,844	110,000	80,000	80,000	80,000
FUNLAND INSURANCE CLAIM	591,706	0	0	0	0	0
PLAN REVIEW/SPL INSP FEE	120,748	74,367	80,000	100,000	100,000	100,000
COMMUNITY CENTER REVENUE	98,761	45,045	60,000	40,000	40,000	40,000
AIRPORT LEASE INCOME	66,782	48,798	40,000	50,000	50,000	50,000
SENIOR TAXI TICKET SALES	47,419	41,945	40,000	33,000	33,000	33,000
ELECTRICAL PERMITS	37,333	27,815	35,000	35,000	35,000	35,000
PLUMBING PERMITS	36,035	22,678	20,000	30,000	30,000	30,000
HERMISTON CITY TAXI-WORK	0	3,790	45,000	10,000	10,000	10,000
SANIT DISP REV-SPRING CLEANUP	12,205	12,836	13,000	13,000	13,000	13,000
UMATILLA CO FIRE DIST CONTRACT	11,310	12,690	12,000	12,000	12,000	12,000
LIBRARY FEES & CHARGES	0	9,425	10,000	8,000	8,000	8,000
HERMISTON ZIP TAXI	0	2,275	25,000	3,000	3,000	3,000
HERMISTON PLUS TAXI	0	690	5,000	1,000	1,000	1,000
WEST-END TAXI	0	0	3,000	1,000	1,000	1,000

LIBRARY MISC & RENTAL REVENUE	0	1,228	1,000	1,000	1,000	1,000
▼ FROM OTHER AGENCIES	598,678	721,704	1,265,010	2,612,500	2,612,500	2,612,500
FEDERAL ARP ACT FUNDING	0	0	0	1,900,000	1,900,000	1,900,000
LIQUOR APPORTIONMENT	301,789	325,216	365,000	347,000	347,000	347,000
STATE REVENUE SHARING	206,067	220,885	200,000	200,000	200,000	200,000
OREGON CARES ACT FUNDING	0	0	540,000	0	0	0
STATE TAXI GRANT	0	14,492	78,000	100,000	100,000	100,000
COUNTY TAXI GRANT	36,932	43,512	30,510	18,000	18,000	18,000
SUMMER LUNCH PROG GRANT-FEDERA	23,351	15,405	30,000	30,000	30,000	30,000
CIGARETTE TAX	20,798	20,311	21,000	17,000	17,000	17,000
CRF GRANT- COVID-19 RELIEF	0	80,327	0	0	0	0
SAIF - REIMBURSEMENTS	9,336	1,305	0	0	0	0
SUMMER LUNCH PROG GRANT-STATE	405	251	500	500	500	500
▼ LICENSES & FRANCHISES	1,366,781	1,402,195	1,292,170	1,309,170	1,309,170	1,309,170
H E S IN LIEU OF TAXES	618,081	601,537	612,370	612,370	612,370	612,370
U E C A FRANCHISE	304,388	232,078	275,000	300,000	300,000	300,000
CHARTER FRANCHISE	249,666	373,246	250,000	250,000	250,000	250,000
NATURAL GAS FRANCHISE	140,672	143,018	105,000	105,000	105,000	105,000
EO TELECOM FRANCHISE	15,691	14,816	16,000	12,000	12,000	12,000
CENTURY LINK TELE FRANCHISE	15,794	14,635	16,000	12,000	12,000	12,000
MISC. FRANCHISES	13,944	13,770	10,000	10,000	10,000	10,000
DOG LICENSE & BOARD	3,805	4,035	2,500	2,500	2,500	2,500
P P & L FRANCHISE	2,500	2,500	2,500	2,500	2,500	2,500
MOBILE VENDOR LICENSE	1,500	1,500	2,000	2,000	2,000	2,000
LIQUOR PERMIT LICENSE	740	760	800	800	800	800
TAXI FRANCHISE	0	300	0	0	0	0
▼ CASH FORWARD	0	0	3,856,676	465,913	465,913	465,913
CASH FORWARD	0	0	3,856,676	465,913	465,913	465,913
▼ FINES & PENALTIES	350,087	333,706	200,000	200,000	200,000	200,000
FINES	350,087	333,706	200,000	200,000	200,000	200,000
▼ MISCELLANEOUS REVENUE	294,003	290,653	223,124	105,000	105,000	105,000
REIMBURSE DIRECT EXPENSE	145,847	183,283	100,000	50,000	50,000	50,000
MISCELLANEOUS SALES	116,404	95,722	100,000	40,000	40,000	40,000
LAND USE REVIEW FEES	20,586	11,648	15,000	15,000	15,000	15,000
INTERFUND LOANS	11,166	0	8,124	0	0	0
▼ INTEREST	96,409	90,170	35,000	15,000	15,000	15,000
INTEREST ON INVESTMENTS	96,409	90,170	35,000	15,000	15,000	15,000
▼ NON-REVENUE RECEIPTS	40,600	0	0	0	0	0
LEASE PROCEEDS	40,600	0	0	0	0	0
Total	11,661,908	11,361,312	16,711,351	16,357,213	16,357,213	16,357,213

CONSOLIDATED GENERAL FUND EXPENDITURES SUMMARY

Data

Collapse All	FY19 Actuals	FY20 Actuals	2020-21 Budget	2021-22 Proposed	2021-22 Approved	2021-22 Adopted
▼ PUBLIC SAFETY	\$ 5,381,462	\$ 5,811,569	\$ 6,676,775	\$ 6,709,327	\$ 6,709,327	\$ 6,709,327
POLICE-OPERATIONS	4,887,988	5,324,096	5,766,585	5,887,789	5,887,789	5,887,789
COURT	394,084	427,245	837,190	753,538	753,538	753,538
PUBLIC SAFETY CENTER	99,390	60,228	73,000	68,000	68,000	68,000
▼ PUBLIC SERVICES	3,976,436	3,840,348	4,819,560	4,804,972	4,804,972	4,804,972
LIBRARY	759,523	806,926	913,055	963,386	963,386	963,386
RECREATION	698,759	611,303	742,470	749,304	749,304	749,304
PARKS	678,054	664,768	673,500	692,811	692,811	692,811
MUNICIPAL POOL	520,746	417,037	587,195	591,328	591,328	591,328
BUILDING INSPECTIONS	412,347	423,808	597,670	592,378	592,378	592,378
TRANSPORTATION	274,514	267,125	393,200	362,000	362,000	362,000
AIRPORT	262,041	287,860	407,375	329,500	329,500	329,500
COMMUNITY CENTER	163,705	142,653	240,995	257,569	257,569	257,569
MUNICIPAL BUILDINGS	117,367	122,383	137,560	142,436	142,436	142,436
HARKENRIDER CENTER	47,031	52,132	72,520	63,258	63,258	63,258
PARKS/UTILITY LANDSCAPE	42,349	44,353	54,020	61,002	61,002	61,002
▼ NON-DEPARTMENTAL	1,830,484	1,509,698	3,287,241	2,802,253	2,802,253	2,802,253
NON-DEPARTMENTAL	1,830,484	1,509,698	3,287,241	2,802,253	2,802,253	2,802,253
▼ ADMINISTRATION	821,300	901,650	1,923,775	2,040,660	2,040,660	2,040,660
MANAGER/PLANNING	529,770	585,982	1,108,795	1,192,109	1,192,109	1,192,109
FINANCE	124,519	136,934	613,290	642,502	642,502	642,502
LEGAL COUNSEL	104,998	119,480	140,450	140,450	140,450	140,450
CITY COUNCIL	62,013	59,254	61,240	65,599	65,599	65,599
► DEPARTMENTS	0	0	4,000	0	0	0
Total	\$ 12,009,682	\$ 12,063,265	\$ 16,711,351	\$ 16,357,213	\$ 16,357,213	\$ 16,357,213

CONSOLIDATED GENERAL FUND EXPENDITURES BY CATEGORY

Data

Collapse All	FY19 Actuals	FY20 Actuals	2020-21 Budget	2021-22 Proposed	2021-22 Approved	2021-22 Adopted
▶ PERSONNEL SERVICES	\$ 7,541,319	\$ 8,113,152	\$ 10,064,490	\$ 10,337,490	\$ 10,337,490	\$ 10,337,490
▶ MATERIALS & SERVICES	3,080,418	2,967,732	4,176,720	4,365,444	4,365,444	4,365,444
▼ TRANSFERS	1,114,749	850,618	1,584,925	805,019	805,019	805,019
RES-CIP STREET CONSTRUCTION	448,115	428,407	420,000	450,000	450,000	450,000
TRANS TO BONDED DEBT FUND 2	196,634	203,211	208,819	208,819	208,819	208,819
RES-COMMUNITY ENHANCEMENTS	110,000	100,000	100,000	100,000	100,000	100,000
TRANSFER TO LID FUND	0	0	585,000	0	0	0
RES-EOTEC EQUIPMENT	295,000	0	0	0	0	0
RES-AIRPORT IMPROVEMENTS	15,000	15,000	100,000	15,000	15,000	15,000
RES - FUNLAND	0	0	141,706	0	0	0
RES-CITY HALL IMPROVEMENTS	50,000	80,000	0	0	0	0
TRANS TO RES-HPD VEH UPFITTING	0	20,000	20,000	20,000	20,000	20,000
RES- AIRPORT HANGAR CONST	0	0	5,400	7,200	7,200	7,200
TRANS TO RES- HPD EQUIPMENT	0	4,000	4,000	4,000	4,000	4,000
▶ DEBT SERVICE	0	0	317,688	459,625	459,625	459,625
▶ CAPITAL OUTLAY	273,196	131,763	369,500	212,000	212,000	212,000
▶ CONTINGENCY	0	0	198,028	177,635	177,635	177,635
Total	\$ 12,009,682	\$ 12,063,265	\$ 16,711,351	\$ 16,357,213	\$ 16,357,213	\$ 16,357,213

CONSOLIDATED ADMINISTRATION By Department

Data

	FY19 Actuals	FY20 Actuals	2020-21 Budget	2021-22 Proposed	2021-22 Approved	2021-22 Adopted
MANAGER/PLANNING	\$ 529,770	\$ 585,982	\$ 1,108,795	\$ 1,192,109	\$ 1,192,109	\$ 1,192,109
FINANCE	124,519	136,934	613,290	642,502	642,502	642,502
LEGAL COUNSEL	104,998	119,480	140,450	140,450	140,450	140,450
CITY COUNCIL	62,013	59,254	61,240	65,599	65,599	65,599
Total	\$ 821,300	\$ 901,650	\$ 1,923,775	\$ 2,040,660	\$ 2,040,660	\$ 2,040,660

CONSOLIDATED ADMINISTRATION

By Category

Data

Expand All	FY19 Actuals	FY20 Actuals	2020-21 Budget	2021-22 Proposed	2021-22 Approved	2021-22 Adopted
▶ PERSONNEL SERVICES	\$ 610,802	\$ 682,907	\$ 1,629,325	\$ 1,721,360	\$ 1,721,360	\$ 1,721,360
▶ MATERIALS & SERVICES	210,498	218,143	294,450	319,300	319,300	319,300
▶ CAPITAL OUTLAY	0	600	0	0	0	0
Total	\$ 821,300	\$ 901,650	\$ 1,923,775	\$ 2,040,660	\$ 2,040,660	\$ 2,040,660

CITY COUNCIL

MISSION STATEMENT

To lead the community by formulating policy and giving guidance and support to enhance Hermiston.

DEPARTMENT DESCRIPTION

Hermiston uses a “Council-Manager” form of government, similar to the large majority of Oregon cities. In a Council-Manager form of government, all powers of the city are vested in the City Council. The Council, made up of 9 elected Hermiston residents, ultimately decides whether or not the City will take an action on matters concerning the city. The Council hires a City Manager, to manage all of the day-to-day decisions.

The City Council budget provides for the payment of our elected officials. The rates of pay are \$100 per month for councilors and \$250 per month for the mayor. The mayor and council are the policy leaders of all of the City of Hermiston, and each of the operating and capital outlay areas identified in this budget.

OBJECTIVES 2021-22

Specific goals of the City Council are identified in the City Manager’s budget message and reiterated in each department.

CITY COUNCIL DETAILED EXPENDITURES

Collapse All	FY19 Actuals	FY20 Actuals	2020-21 Budget	2021-22 Proposed	2021-22 Approved	2021-22 Adopted
▼ MATERIALS & SERVICES	\$ 47,528	\$ 44,391	\$ 46,000	\$ 50,500	\$ 50,500	\$ 50,500
TRAVEL & TRAINING	30,924	25,700	30,000	30,000	30,000	30,000
DUES & MEMBERSHIP	14,141	13,821	16,000	16,000	16,000	16,000
FOOD & MISCELLANEOUS	2,463	4,870	0	4,500	4,500	4,500
▼ PERSONNEL SERVICES	14,485	14,863	15,240	15,099	15,099	15,099
SALARY & WAGES	12,600	12,500	12,600	12,600	12,600	12,600
RETIREMENT	902	1,403	1,660	1,435	1,435	1,435
SOCIAL SECURITY	964	956	965	964	964	964
UNEMPLOYMENT INSURANCE	0	0	0	88	88	88
ACCIDENT INSURANCE	19	4	15	11	11	11
Total	\$ 62,013	\$ 59,254	\$ 61,240	\$ 65,599	\$ 65,599	\$ 65,599

CITY MANAGER/PLANNING DEPARTMENT

MISSION STATEMENT

With the help of fellow employees, to accomplish policy objectives and activity priorities established by the Mayor and City Council, to provide Mayor and City Council with the information and communications needed to facilitate the decision making process and to provide the leadership and guidance among fellow employees of the city such that we may always take pride in the worth of the public services we perform, rendering those services to the very best of our individual and collective abilities.

DEPARTMENT DESCRIPTION

The planning department administers the day-to-day land use planning actions of the city. The department works with the City Council, planning commission, developers, and property owners, outside agencies, and city staff to ensure orderly development. The department also maintains and administers the city's land use ordinances and comprehensive plan.

DEPARTMENT OBJECTIVES FY 2021-22

- Process land use applications in a timely, efficient manner
- Provide effective code enforcement to the community
- Assist in long term planning efforts to manage orderly growth

CITY MANAGER/PLANNING DETAILED EXPENDITURES

Collapse All	FY19 Actuals	FY20 Actuals	2020-21 Budget	2021-22 Proposed	2021-22 Approved	2021-22 Adopted
▼ PERSONNEL SERVICES	\$ 486,893	\$ 545,861	\$ 1,021,795	\$ 1,084,759	\$ 1,084,759	\$ 1,084,759
SALARY & WAGES	324,234	353,867	653,455	676,364	676,364	676,364
RETIREMENT	74,230	96,491	177,095	194,846	194,846	194,846
MEDICAL, DENTAL & LIFE INS	63,218	67,905	133,705	152,395	152,395	152,395
SOCIAL SECURITY	24,270	26,501	48,545	51,994	51,994	51,994
UNEMPLOYMENT INSURANCE	454	428	4,575	4,758	4,758	4,758
EMPR CONTRIB DEFERRED COMP	0	56	3,300	3,300	3,300	3,300
ACCIDENT INSURANCE	487	613	1,120	1,102	1,102	1,102
▼ MATERIALS & SERVICES	42,877	40,121	87,000	107,350	107,350	107,350
NUISANCE ABATEMENT	0	0	30,000	30,000	30,000	30,000
TRAVEL & TRAINING	15,356	14,071	18,000	18,000	18,000	18,000
MISCELLANEOUS CONTRACTUAL	2,771	2,599	9,000	26,550	26,550	26,550
OFFICE SUPPLIES	9,135	7,610	6,500	9,500	9,500	9,500
FOOD & MISCELLANEOUS	5,105	5,826	5,000	5,000	5,000	5,000
LEGAL PUBLICATIONS	4,531	4,013	2,500	3,500	3,500	3,500
DUES & MEMBERSHIP	3,628	3,769	3,500	3,500	3,500	3,500
LEASED VEHICLES	0	0	2,000	5,100	5,100	5,100
TELEPHONE	1,000	1,139	2,000	2,000	2,000	2,000
MOTOR VEHICLE FUEL & OIL	16	0	1,750	1,750	1,750	1,750
POSTAGE	1,285	1,094	1,000	1,200	1,200	1,200
FOOD & MISCELLANEOUS	0	0	4,500	0	0	0
REPAIRS-MOTOR VEHICLES	0	0	750	750	750	750
MOTOR VEHICLE PARTS	0	0	500	500	500	500
OTHER PROFESSIONAL SERVICES	50	0	0	0	0	0
Total	\$ 529,770	\$ 585,982	\$ 1,108,795	\$ 1,192,109	\$ 1,192,109	\$ 1,192,109

FINANCE DEPARTMENT

MISSION STATEMENT

To maintain the financial stability of the community, promote a service-oriented government and provide prompt, courteous, and friendly services to the residents of the community.

DEPARTMENT DESCRIPTION

The finance department is responsible for accounting, budgeting, accounts payable, accounts receivable, investment management, debt management, risk management, information technology, grant management, utility billing, and customer service.

DEPARTMENT OBJECTIVES 2021-2022

- Conduct the financial affairs of the City of Hermiston in such a way as to receive a “clean” opinion in the performance of the City’s annual audit.
- Ensure the city’s Comprehensive Annual Financial Report is published accurately and on time.
- Continue to provide professional development opportunities to staff to be able to add to/improve their skillsets and to continue to make positive contributions to the City of Hermiston.

FINANCE DETAILED EXPENDITURES

Collapse All	FY19 Actuals	FY20 Actuals	2020-21 Budget	2021-22 Proposed	2021-22 Approved	2021-22 Adopted
▼ PERSONNEL SERVICES	\$ 109,424	\$ 122,183	\$ 592,290	\$ 621,502	\$ 621,502	\$ 621,502
SALARY & WAGES	71,900	76,190	382,660	392,084	392,084	392,084
RETIREMENT	16,106	20,574	100,355	110,044	110,044	110,044
MEDICAL, DENTAL & LIFE INS	15,858	19,613	76,875	86,174	86,174	86,174
SOCIAL SECURITY	5,351	5,649	29,275	30,002	30,002	30,002
UNEMPLOYMENT INSURANCE	101	60	2,680	2,745	2,745	2,745
ACCIDENT INSURANCE	108	76	345	353	353	353
EMPR CONTRIB DEFERRED COMP	0	21	100	100	100	100
▼ MATERIALS & SERVICES	15,095	14,751	21,000	21,000	21,000	21,000
TRAVEL & TRAINING	4,938	4,570	9,000	7,000	7,000	7,000
OFFICE SUPPLIES	5,401	4,902	5,000	5,000	5,000	5,000
REPAIRS-OFFICE EQUIPMENT	949	2,235	2,500	2,500	2,500	2,500
DUES & MEMBERSHIP	1,524	1,070	1,500	3,000	3,000	3,000
POSTAGE	1,167	1,096	2,000	2,500	2,500	2,500
TELEPHONE	1,023	878	1,000	1,000	1,000	1,000
FOOD & MISCELLANEOUS	93	0	0	0	0	0
Total	\$ 124,519	\$ 136,934	\$ 613,290	\$ 642,502	\$ 642,502	\$ 642,502

LEGAL DEPARTMENT

MISSION STATEMENT

To provide prompt legal services to the City Council, City Manager, and operating departments as required.

DEPARTMENT DESCRIPTION

The Office of City Attorney provides legal advice to city operations. The city attorney attends City Council and Leadership Team meetings, attends City Planning Commission meetings as requested, and prepares legal documents, including ordinances, resolutions, and public contracts, as requested. The labor negotiations attorney represents the city in union labor negotiations and may provide advice on other labor matters.

LEGAL DETAILED EXPENDITURES

Collapse All	FY19 Actuals	FY20 Actuals	2020-21 Budget	2021-22 Proposed	2021-22 Approved	2021-22 Adopted
▼ MATERIALS & SERVICES	104,998	118,880	140,450	140,450	140,450	140,450
OTHER PROFESSIONAL SERVICES	84,496	101,031	120,000	120,000	120,000	120,000
LABOR NEGOTIATIONS	18,000	16,500	18,000	18,000	18,000	18,000
TRAVEL & TRAINING	1,612	849	1,700	1,700	1,700	1,700
MAGAZINE, MAP, PAMPHLET	390	0	500	500	500	500
OFFICE SUPPLIES	500	500	250	250	250	250
▼ CAPITAL OUTLAY	0	600	0	0	0	0
OFFICE EQUIPMENT	0	600	0	0	0	0
Total	104,998	119,480	140,450	140,450	140,450	140,450

CONSOLIDATED PUBLIC SERVICES

	FY19 Actuals	FY20 Actuals	2020-21 Budget	2021-22 Proposed	2021-22 Approved	2021-22 Adopted
LIBRARY	759,523	806,926	913,055	963,386	963,386	963,386
RECREATION	698,759	611,303	742,470	749,304	749,304	749,304
PARKS	678,054	664,768	673,500	692,811	692,811	692,811
MUNICIPAL POOL	520,746	417,037	587,195	591,328	591,328	591,328
BUILDING INSPECTIONS	412,347	423,808	597,670	592,378	592,378	592,378
TRANSPORTATION	274,514	267,125	393,200	362,000	362,000	362,000
AIRPORT	262,041	287,860	407,375	329,500	329,500	329,500
COMMUNITY CENTER	163,705	142,653	240,995	257,569	257,569	257,569
MUNICIPAL BUILDINGS	117,367	122,383	137,560	142,436	142,436	142,436
HARKENRIDER CENTER	47,031	52,132	72,520	63,258	63,258	63,258
PARKS/UTILITY LANDSCAPE	42,349	44,353	54,020	61,002	61,002	61,002
Total	3,976,436	3,840,348	4,819,560	4,804,972	4,804,972	4,804,972

CONSOLIDATED ADMINISTRATIVE SERVICES

By category

Collapse All	FY19 Actuals	FY20 Actuals	2020-21 Budget	2021-22 Proposed	2021-22 Approved	2021-22 Adopted
▶ PERSONNEL SERVICES	\$ 2,463,512	\$ 2,612,632	\$ 3,051,605	\$ 3,140,152	\$ 3,140,152	\$ 3,140,152
▶ MATERIALS & SERVICES	1,328,816	1,157,208	1,610,055	1,590,120	1,590,120	1,590,120
▶ CAPITAL OUTLAY	169,108	55,508	52,500	52,500	52,500	52,500
▼ TRANSFERS	15,000	15,000	105,400	22,200	22,200	22,200
RES-AIRPORT IMPROVEMENTS	15,000	15,000	100,000	15,000	15,000	15,000
RES- AIRPORT HANGAR CONST	0	0	5,400	7,200	7,200	7,200
Total	\$ 3,976,436	\$ 3,840,348	\$ 4,819,560	\$ 4,804,972	\$ 4,804,972	\$ 4,804,972

**THIS PAGE IS LEFT
INTENTIONALLY BLANK**

TRANSPORTATION

MISSION STATEMENT

To provide quality transportation to members of the community to the maximum extent possible within the fiscal constraints of the City.

DEPARTMENT DESCRIPTION

This service is provided entirely through 3rd-party contracts. The city subsidizes taxi rides for seniors and disabled residents. The City also collaborates with KAYAK Public Transit to provide a fixed-route bus, which loops through the city on weekdays, by providing local funds to leverage state and federal grant funding. The City also coordinates subsidized taxi rides for community members to get to employment opportunities, however this program is intended to yield no out-of-pocket costs for the City, with a 36/64 cost split between the rider (through fares), and ODOT through STIF (payroll tax) grant funding.

TRANSPORTATION DETAILED EXPENDITURES

Data

Collapse All	FY19 Actuals	FY20 Actuals	2020-21 Budget	2021-22 Proposed	2021-22 Approved	2021-22 Adopted
▼ MATERIALS & SERVICES	\$ 274,514	\$ 267,125	\$ 393,200	\$ 362,000	\$ 362,000	\$ 362,000
SENIOR TAXI PROGRAM	147,961	115,650	140,000	120,000	120,000	120,000
BUS PROGRAM	125,247	121,640	125,000	125,000	125,000	125,000
GENERAL CITIZEN TAXI PROGRAM	0	28,485	121,200	115,000	115,000	115,000
PRINTING	130	1,024	2,000	2,000	2,000	2,000
ADVERTISING	1,176	326	5,000	0	0	0
Total	\$ 274,514	\$ 267,125	\$ 393,200	\$ 362,000	\$ 362,000	\$ 362,000

AIRPORT

MISSION STATEMENT

To serve as a critical piece of the region's overall transportation infrastructure by operating a high-quality General Aviation Airport which accommodates all private and commercial aviation related uses. To enhance regional economic depth and diversity by providing leasable sites for aviation related businesses, and non-aviation related businesses where appropriate.

DEPARTMENT DESCRIPTION

Hermiston Municipal Airport is operated on a contract basis through a local Fixed Base Operator (FBO). The FBO provides day-to-day maintenance and operation, but other city departments also provide manpower and assistance on a limited as-needed basis. The airport provides fuel sales, 40+ tie down spaces, two city-owned multi-space hangars, and one open hangar. The Assistant City Manager provides administrative oversight of long-range planning.

AIRPORT DETAILED EXPENDITURES

Data

Collapse All	FY19 Actuals	FY20 Actuals	2020-21 Budget	2021-22 Proposed	2021-22 Approved	2021-22 Adopted
▼ MATERIALS & SERVICES	\$ 232,041	\$ 250,552	\$ 292,375	\$ 292,300	\$ 292,300	\$ 292,300
MOTOR VEHICLE FUEL & OIL	110,545	130,630	165,000	165,000	165,000	165,000
OTHER PROFESSIONAL SERVICES	79,973	82,005	85,075	84,500	84,500	84,500
PROPERTY & LIABILITY INS	10,198	10,368	11,000	11,000	11,000	11,000
ELECTRICITY	10,160	9,571	11,000	10,000	10,000	10,000
MISCELLANEOUS CONTRACTUAL	11,439	8,357	10,000	10,000	10,000	10,000
TELEPHONE	5,524	5,960	6,000	6,000	6,000	6,000
PARTS FOR OPERATING EQUIP	1,465	1,940	2,000	2,000	2,000	2,000
MINOR/SAFETY EQUIP	1,376	883	1,000	1,000	1,000	1,000
FUEL-OTHER THAN VEHICLE	0	0	0	1,500	1,500	1,500
FOOD & MISCELLANEOUS	197	107	500	500	500	500
LICENSES & PERMITS	451	451	300	300	300	300
CLEAN/SANITATION SUPPLIES	372	130	300	300	300	300
OFFICE SUPPLIES	341	150	200	200	200	200
▼ TRANSFERS	15,000	15,000	100,000	22,200	22,200	22,200
RES-AIRPORT IMPROVEMENTS	15,000	15,000	100,000	15,000	15,000	15,000
RES- AIRPORT HANGAR CONST	0	0	0	7,200	7,200	7,200
▼ CAPITAL OUTLAY	15,000	22,308	15,000	15,000	15,000	15,000
AIRPORT IMPROVEMENTS	15,000	22,308	15,000	15,000	15,000	15,000
Total	\$ 262,041	\$ 287,860	\$ 407,375	\$ 329,500	\$ 329,500	\$ 329,500

BUILDING INSPECTIONS

MISSION STATEMENT

To provide effective public service for residential and commercial structures through education and safety for the citizens of Hermiston.

DEPARTMENT DESCRIPTION

The building department assists in negotiation with developers and builders to the extent and character of individual developments as well as in land use compatibility. The building department shall render interpretations pertaining to code and will adopt and enforce rules and supplemental regulations to clarify the application of its provisions. Such interpretations, rules and regulations shall be in conformance with the intent and purpose of the code.

DEPARTMENT OBJECTIVES FY 2021-22

- Provide interdepartmental liaison activity on private and public developments
- Maintain a customer friendly environment through excellent communication in the office and in the field
- Investigate citizen complaints in a timely manner

BUILDING INSPECTIONS DETAILED EXPENDITURES

Data

Collapse All	FY19 Actuals	FY20 Actuals	2020-21 Budget	2021-22 Proposed	2021-22 Approved	2021-22 Adopted
▼ PERSONNEL SERVICES	\$ 358,421	\$ 382,450	\$ 479,140	\$ 489,408	\$ 489,408	\$ 489,408
SALARY & WAGES	242,194	247,681	297,880	305,886	305,886	305,886
RETIREMENT	57,854	75,248	97,735	92,572	92,572	92,572
MEDICAL, DENTAL & LIFE INS	36,213	37,704	55,850	62,989	62,989	62,989
SOCIAL SECURITY	18,261	18,670	22,790	23,400	23,400	23,400
ACCIDENT INSURANCE	3,559	2,647	2,700	2,419	2,419	2,419
UNEMPLOYMENT INSURANCE	340	300	2,085	2,141	2,141	2,141
EMPR CONTRIB DEFERRED COMP	0	200	100	0	0	0
▼ MATERIALS & SERVICES	49,860	41,358	113,130	102,970	102,970	102,970
MISCELLANEOUS CONTRACTUAL	9,726	6,122	41,500	62,000	62,000	62,000
CC TRANSACTION FEES	6,659	6,111	6,000	13,280	13,280	13,280
REPAIRS-BUILDINGS	13,633	441	31,000	1,000	1,000	1,000
LEASED VEHICLES	0	11,992	10,800	5,400	5,400	5,400
MOTOR VEHICLE FUEL & OIL	3,905	2,958	4,000	2,400	2,400	2,400
OFFICE SUPPLIES	5,658	2,272	2,500	2,500	2,500	2,500
TELEPHONE	3,046	2,539	3,000	2,400	2,400	2,400
TRAVEL & TRAINING	0	1,692	3,500	3,500	3,500	3,500
CLEANING & PAINTING	2,076	1,971	2,080	2,640	2,640	2,640
ELECTRICITY	1,905	2,239	2,400	2,400	2,400	2,400
FUEL-OTHER THAN VEHICLE	1,157	952	2,000	1,100	1,100	1,100
DUES & MEMBERSHIP	673	673	1,200	1,200	1,200	1,200
MOTOR VEHICLE PARTS	950	887	1,000	1,000	1,000	1,000
REPAIRS-MOTOR VEHICLES	260	251	1,000	1,000	1,000	1,000
FOOD & MISCELLANEOUS	212	258	400	400	400	400
LEGAL PUBLICATIONS	0	0	500	500	500	500
POSTAGE	0	0	250	250	250	250
► TRANSFERS	0	0	5,400	0	0	0
▼ CAPITAL OUTLAY	4,066	0	0	0	0	0
MOTOR VEHICLES	4,066	0	0	0	0	0
Total	\$ 412,347	\$ 423,808	\$ 597,670	\$ 592,378	\$ 592,378	\$ 592,378

PARKS

MISSION STATEMENT

The City of Hermiston Parks Division protects, develops and enhances the City's Parks, trails, open spaces, and landscapes for the enjoyment of citizens.

DEPARTMENT DESCRIPTION

The Parks and Recreation Department is responsible for creating and maintaining diverse recreation programs and facilities for all residents. We strengthen community through a wide variety recreational opportunities that add to Hermiston's overall quality of life.

DEPARTMENT OBJECTIVES FY 2021-22

- Safe and attractive recreation and open spaces for a variety of interests.
- Seek land acquisition on the east side of Hermiston.
- Develop a destination Teen Adventure Park / Skatepark.
- Restore Riverfront Park flood damage.

PARKS DETAILED EXPENDITURES

Data

Collapse All	FY19 Actuals	FY20 Actuals	2020-21 Budget	2021-22 Proposed	2021-22 Approved	2021-22 Adopted
▼ PERSONNEL SERVICES	\$ 446,284	\$ 504,768	\$ 515,500	\$ 529,311	\$ 529,311	\$ 529,311
SALARY & WAGES	276,456	310,151	318,675	317,315	317,315	317,315
RETIREMENT	57,474	80,513	83,660	88,555	88,555	88,555
MEDICAL, DENTAL & LIFE INS	73,769	75,512	70,620	79,315	79,315	79,315
SOCIAL SECURITY	21,067	23,676	24,955	24,288	24,288	24,288
OVERTIME	6,381	7,170	7,500	10,326	10,326	10,326
ACCIDENT INSURANCE	10,740	7,398	7,630	7,113	7,113	7,113
UNEMPLOYMENT INSURANCE	397	223	2,285	2,222	2,222	2,222
EMPR CONTRIB DEFERRED COMP	0	125	175	175	175	175
▼ MATERIALS & SERVICES	183,170	160,000	158,000	163,500	163,500	163,500
MISCELLANEOUS CONTRACTUAL	62,176	52,485	48,000	48,000	48,000	48,000
AG & HORT SUPPLIES	25,820	27,009	20,000	24,000	24,000	24,000
MINOR/SAFETY EQUIP	19,783	18,461	19,000	19,000	19,000	19,000
ELECTRICITY	16,525	15,910	20,000	20,000	20,000	20,000
MOTOR VEHICLE FUEL & OIL	14,725	15,082	15,000	14,000	14,000	14,000
PLUMBING & SEWAGE SUPPLIES	11,123	3,640	10,000	10,000	10,000	10,000
PARTS FOR OPERATING EQUIP	8,738	11,108	6,000	8,000	8,000	8,000
PAINT & PAINT SUPPLIES	7,896	2,894	5,000	5,000	5,000	5,000
CLEAN/SANITATION SUPPLIES	6,310	1,731	4,000	4,000	4,000	4,000
CHEMICALS	1,899	3,466	4,000	4,000	4,000	4,000
MOTOR VEHICLE PARTS	4,467	2,167	2,500	2,500	2,500	2,500
TRAVEL & TRAINING	1,640	4,377	2,500	2,500	2,500	2,500
TELEPHONE	1,760	1,656	1,500	2,000	2,000	2,000
FUEL-OTHER THAN VEHICLE	189	14	500	500	500	500
OTHER PROFESSIONAL SERVICES	119	0	0	0	0	0
▼ CAPITAL OUTLAY	48,600	0	0	0	0	0
MOTOR VEHICLES	48,600	0	0	0	0	0
Total	\$ 678,054	\$ 664,768	\$ 673,500	\$ 692,811	\$ 692,811	\$ 692,811

PARKS/UTILITY LANDSCAPING

MISSION STATEMENT

The Park Utilities Division provides landscape maintenance services for the Water and Recycled Water Utility lift stations and reservoirs.

DEPARTMENT OBJECTIVES 2021-22

- Weekly mowing and trimming
- Irrigation repair as needed
- Weed control
- Facility enhancement and beautification

PARKS/UTILITY LANDSCAPING EXPENDITURES

Data

Collapse All	FY19 Actuals	FY20 Actuals	2020-21 Budget	2021-22 Proposed	2021-22 Approved	2021-22 Adopted
▼ PERSONNEL SERVICES	\$ 34,385	\$ 33,844	\$ 47,020	\$ 46,502	\$ 46,502	\$ 46,502
SALARY & WAGES	25,628	24,708	34,190	33,276	33,276	33,276
RETIREMENT	5,115	6,309	8,620	9,004	9,004	9,004
SOCIAL SECURITY	2,008	1,909	2,655	2,546	2,546	2,546
ACCIDENT INSURANCE	976	609	810	755	755	755
OVERTIME	623	248	500	688	688	688
UNEMPLOYMENT INSURANCE	35	61	245	233	233	233
▼ MATERIALS & SERVICES	7,964	5,509	7,000	9,500	9,500	9,500
MINOR/SAFETY EQUIP	4,956	2,500	2,500	4,500	4,500	4,500
MOTOR VEHICLE FUEL & OIL	1,808	2,321	2,500	2,500	2,500	2,500
CHEMICALS	1,200	688	2,000	2,500	2,500	2,500
▼ CAPITAL OUTLAY	0	5,000	0	5,000	5,000	5,000
OTHER EQUIPMENT	0	5,000	0	5,000	5,000	5,000
Total	\$ 42,349	\$ 44,353	\$ 54,020	\$ 61,002	\$ 61,002	\$ 61,002

MUNICIPAL POOL

MISSION STATEMENT

Develop and manage diverse aquatic opportunities that range from basic water safety to water adventure programming. Enhance safety through an effective swim lesson program. Operate the facility as safely and cost-effectively as possible.

DEPARTMENT OBJECTIVES 2021-22

- Offer high quality, safe aquatic programming June through August.
- Coordinate an extended swim season to accommodate the High School swim team.
- Offer high quality swim instruction for all levels.
- Evaluate the fees and charges for maximum cost recovery.
- Attain 75% cost recovery or better.

MUNICIPAL POOL DETAILED EXPENDITURES

Data

Collapse All	FY19 Actuals	FY20 Actuals	2020-21 Budget	2021-22 Proposed	2021-22 Approved	2021-22 Adopted
▼ PERSONNEL SERVICES	\$ 309,958	\$ 291,416	\$ 387,845	\$ 406,478	\$ 406,478	\$ 406,478
SALARY & WAGES	252,146	224,863	316,310	329,770	329,770	329,770
SOCIAL SECURITY	19,237	17,095	21,850	25,229	25,229	25,229
RETIREMENT	17,262	26,344	21,315	22,673	22,673	22,673
MEDICAL, DENTAL & LIFE INS	11,490	16,966	17,985	18,109	18,109	18,109
ACCIDENT INSURANCE	8,964	5,293	7,140	6,987	6,987	6,987
UNEMPLOYMENT INSURANCE	354	432	2,220	2,309	2,309	2,309
OVERTIME	505	406	1,000	1,377	1,377	1,377
EMPR CONTRIB DEFERRED COMP	0	17	25	25	25	25
▼ MATERIALS & SERVICES	140,788	125,621	194,350	184,850	184,850	184,850
FUEL-OTHER THAN VEHICLE	29,103	18,358	42,500	42,500	42,500	42,500
CHEMICALS	24,327	18,266	40,000	30,000	30,000	30,000
ELECTRICITY	25,124	18,687	25,000	25,000	25,000	25,000
MISCELLANEOUS CONTRACTUAL	21,922	17,152	18,000	18,000	18,000	18,000
FOOD & MISCELLANEOUS	1,297	15,536	20,000	20,000	20,000	20,000
PROPERTY & LIABILITY INS	11,154	11,614	12,000	12,000	12,000	12,000
PLUMBING & SEWAGE SUPPLIES	2,322	1,096	5,000	5,000	5,000	5,000
PAINT & PAINT SUPPLIES	520	377	5,000	5,000	5,000	5,000
ITEMS FOR RESALE	3,350	2,056	3,500	3,500	3,500	3,500
CLEAN/SANITATION SUPPLIES	3,071	4,686	2,500	2,500	2,500	2,500
RECREATIONAL SUPPLIES	2,801	2,523	3,000	3,000	3,000	3,000
MINOR/SAFETY EQUIP	2,464	3,298	2,500	2,500	2,500	2,500
UNIFORMS	2,628	1,867	2,500	2,500	2,500	2,500
ADVERTISING	3,740	524	2,500	2,500	2,500	2,500
INTERNET	1,009	3,680	2,000	2,500	2,500	2,500
TELEPHONE	1,174	1,848	2,200	2,200	2,200	2,200
TRAVEL & TRAINING	2,748	1,029	2,000	2,000	2,000	2,000
OFFICE SUPPLIES	1,461	1,515	2,000	2,000	2,000	2,000
LICENSES & PERMITS	318	627	2,000	2,000	2,000	2,000
POSTAGE	196	872	100	100	100	100
OVER AND SHORTS	59	10	50	50	50	50
▼ CAPITAL OUTLAY	70,000	0	5,000	0	0	0
BUILDINGS & FIXED EQUIP	70,000	0	0	0	0	0
OTHER EQUIPMENT	0	0	5,000	0	0	0
Total	\$ 520,746	\$ 417,037	\$ 587,195	\$ 591,328	\$ 591,328	\$ 591,328

MUNICIPAL BUILDINGS

MISSION STATEMENT

The focus of the Municipal Building Supervisor is on preventative, as well as reactionary, maintenance and repair at all city owned buildings including City Hall, Library, Carnegie Library, Public Safety Center, Community Center, Airport, and Harkenrider Center. The mission of the position is to reduce long term costs caused by deferred maintenance, as well as save costs by performing more maintenance and repair work in-house.

DEPARTMENT DESCRIPTION

The Municipal Building Supervisor is allocated to this fund to avoid allocating costs across multiple individual General Fund Departments. The direct costs of the operations of City Hall are specifically budgeted in this fund. All costs for outside contractors, equipment, supplies, etc., with the exception of City Hall, are allocated to the individual departments when work is done on their individual facilities.

DEPARTMENT OBJECTIVES FY2021-22

Prolong the useful life of City buildings, facilities, and equipment in the most cost-efficient long-term manner possible.

MUNICIPAL BUILDINGS DETAILED EXPENDITURES

Data

Collapse All	FY19 Actuals	FY20 Actuals	2020-21 Budget	2021-22 Proposed	2021-22 Approved	2021-22 Adopted
▼ PERSONNEL SERVICES	\$ 93,054	\$ 103,203	\$ 122,660	\$ 127,436	\$ 127,436	\$ 127,436
SALARY & WAGES	64,257	69,192	71,550	72,814	72,814	72,814
MEDICAL, DENTAL & LIFE INS	7,994	8,356	23,720	25,194	25,194	25,194
RETIREMENT	13,535	18,218	18,145	19,704	19,704	19,704
SOCIAL SECURITY	5,007	5,472	5,590	5,570	5,570	5,570
ACCIDENT INSURANCE	2,171	1,626	1,645	1,580	1,580	1,580
OVERTIME	0	0	1,500	2,064	2,064	2,064
UNEMPLOYMENT INSURANCE	90	339	510	510	510	510
▼ MATERIALS & SERVICES	24,313	19,180	14,900	15,000	15,000	15,000
LEASED VEHICLES	0	0	2,500	6,500	6,500	6,500
CLEANING & PAINTING	11,084	3,948	3,000	0	0	0
MOTOR VEHICLE FUEL & OIL	2,369	2,550	3,000	3,000	3,000	3,000
MAINTENANCE TOOLS	2,659	6,294	0	2,000	2,000	2,000
MISCELLANEOUS CONTRACTUAL	1,434	843	1,500	1,500	1,500	1,500
MINOR/SAFETY EQUIP	1,501	508	1,000	1,000	1,000	1,000
TELEPHONE	645	918	1,000	1,000	1,000	1,000
ELECTRICITY	1,705	1,339	2,200	0	0	0
REPAIRS-BUILDINGS	2,064	1,284	0	0	0	0
REPAIRS-MACHINERY & EQUIP	335	1,251	0	0	0	0
FUEL-OTHER THAN VEHICLE	517	245	700	0	0	0
Total	\$ 117,367	\$ 122,383	\$ 137,560	\$ 142,436	\$ 142,436	\$ 142,436

LIBRARY

MISSION STATEMENT

To provide to the public, in a friendly and courteous manner, timely access to information and exposure to cultural events for the purpose of learning, self-development or life enhancement.

DEPARTMENT DESCRIPTION

The Hermiston Public Library serves the citizens of Hermiston and the surrounding community. Library services include a collection of nearly 40,000 items, including books, DVD's, magazines, newspapers, microfilm, and more. Digital materials are also available with more than 30,000 downloadable eBooks and audio-books. Our inter-library loan program gives patrons access to other library holdings throughout Oregon. Year-round programming for all ages includes summer reading programs, teen activities, book clubs, and many other programs engaging our community. The library is operated by 4 full-time and 8-part time employees.

DEPARTMENT OBJECTIVES FY2021-22

Continue developing a facility plan that will enable the Library Strategic Plan.

LIBRARY DETAILED EXPENDITURES

Data

Collapse All	FY19 Actuals	FY20 Actuals	2020-21 Budget	2021-22 Proposed	2021-22 Approved	2021-22 Adopted
▼ PERSONNEL SERVICES	\$ 637,796	\$ 701,961	\$ 792,155	\$ 827,086	\$ 827,086	\$ 827,086
SALARY & WAGES	446,525	472,912	532,235	547,755	547,755	547,755
RETIREMENT	100,653	133,905	154,330	164,664	164,664	164,664
MEDICAL, DENTAL & LIFE INS	55,585	58,175	60,570	68,328	68,328	68,328
SOCIAL SECURITY	33,716	35,713	40,715	41,911	41,911	41,911
UNEMPLOYMENT INSURANCE	626	764	3,725	3,835	3,835	3,835
ACCIDENT INSURANCE	691	478	480	493	493	493
EMPR CONTRIB DEFERRED COMP	0	14	100	100	100	100
▼ MATERIALS & SERVICES	90,285	76,765	88,400	103,800	103,800	103,800
MISCELLANEOUS CONTRACTUAL	22,498	21,879	23,700	41,700	41,700	41,700
CLEANING & PAINTING	17,521	12,088	14,500	14,500	14,500	14,500
OFFICE SUPPLIES	14,314	11,629	12,500	12,500	12,500	12,500
ELECTRICITY	9,758	8,741	9,800	9,800	9,800	9,800
MAGAZINE, MAP, PAMPHLET	11,906	7,490	7,500	7,500	7,500	7,500
FOOD & MISCELLANEOUS	3,284	4,297	4,500	4,500	4,500	4,500
REPAIRS-BUILDINGS	3,407	2,668	4,000	4,000	4,000	4,000
TRAVEL & TRAINING	1,473	2,582	3,000	3,000	3,000	3,000
TELEPHONE	2,301	2,223	2,500	2,500	2,500	2,500
CLEAN/SANITATION SUPPLIES	1,010	1,386	1,200	1,200	1,200	1,200
MINOR/SAFETY EQUIP	941	75	1,000	1,000	1,000	1,000
POSTAGE	942	570	850	850	850	850
DUES & MEMBERSHIP	615	525	750	750	750	750
MAINTENANCE TOOLS	0	0	2,000	0	0	0
MOTOR VEHICLE FUEL & OIL	118	612	600	0	0	0
LICENSES & PERMITS	197	0	0	0	0	0
► CAPITAL OUTLAY	31,442	28,200	32,500	32,500	32,500	32,500
Total	\$ 759,523	\$ 806,926	\$ 913,055	\$ 963,386	\$ 963,386	\$ 963,386

RECREATION

MISSION STATEMENT

The City of Hermiston Recreation Division offers the highest quality recreational and leisure activities for all citizens.

DEPARTMENT DESCRIPTION

The Parks and Recreation Department is responsible for creating and maintaining diverse recreation programs and facilities for all residents. We strengthen the community through a wide variety of recreational opportunities that add to Hermiston's overall quality of life.

DEPARTMENT OBJECTIVES FY2021-22

- Offer high-quality events designed to promote tourism and community enrichment.
- Develop program partners for the widest possible program offerings.
- Provide and support high quality recreation opportunities for all ages.
- Attain 100% cost recovery or better on all fee based programs.

RECREATION DETAILED EXPENDITURES

Collapse All	FY19 Actuals	FY20 Actuals	2020-21 Budget	2021-22 Proposed	2021-22 Approved	2021-22 Adopted
▼ PERSONNEL SERVICES	\$ 490,111	\$ 500,113	\$ 555,270	\$ 562,104	\$ 562,104	\$ 562,104
SALARY & WAGES	317,157	322,710	347,605	346,218	346,218	346,218
RETIREMENT	63,468	74,928	91,020	93,714	93,714	93,714
MEDICAL, DENTAL & LIFE INS	73,057	71,035	73,775	79,517	79,517	79,517
SOCIAL SECURITY	24,881	23,980	26,975	26,493	26,493	26,493
ACCIDENT INSURANCE	9,414	6,835	8,250	6,754	6,754	6,754
OVERTIME	1,668	0	5,000	6,884	6,884	6,884
UNEMPLOYMENT INSURANCE	466	371	2,470	2,424	2,424	2,424
EMPR CONTRIB DEFERRED COMP	0	254	175	100	100	100
▼ MATERIALS & SERVICES	208,648	111,190	187,200	187,200	187,200	187,200
MISCELLANEOUS CONTRACTUAL	67,531	32,732	45,000	45,000	45,000	45,000
OTHER PROFESSIONAL SERVICES	40,029	0	40,000	40,000	40,000	40,000
RECREATIONAL SUPPLIES	46,952	26,037	30,000	29,000	29,000	29,000
FOOD & MISCELLANEOUS	13,475	15,043	35,000	35,000	35,000	35,000
ADVERTISING	19,567	18,602	25,000	25,000	25,000	25,000
TRAVEL & TRAINING	3,208	4,350	3,000	3,000	3,000	3,000
OFFICE SUPPLIES	6,982	1,043	2,000	2,000	2,000	2,000
TELEPHONE	1,946	2,258	1,500	2,000	2,000	2,000
DUES & MEMBERSHIP	1,510	1,745	1,500	1,500	1,500	1,500
POSTAGE	310	6,758	500	500	500	500
MOTOR VEHICLE FUEL & OIL	1,630	478	1,500	1,500	1,500	1,500
UNIFORMS	959	839	1,000	1,500	1,500	1,500
MINOR/SAFETY EQUIP	183	1,305	1,000	1,000	1,000	1,000
REPAIRS-OFFICE EQUIPMENT	4,366	0	200	200	200	200
Total	\$ 698,759	\$ 611,303	\$ 742,470	\$ 749,304	\$ 749,304	\$ 749,304

COMMUNITY CENTER

MISSION STATEMENT

To operate the Hermiston Community Center as a community asset. Program emphasis is placed on local recreation, cultural arts, and community enrichment. The center will be available for rental to private gatherings.

DEPARTMENT OBJECTIVES FY2021-22

- Operate the Hermiston Community Center as a community asset.
- Evaluate the operational requirements of the Center.

COMMUNITY CENTER DETAILED EXPENDITURES

Collapse All	FY19 Actuals	FY20 Actuals	2020-21 Budget	2021-22 Proposed	2021-22 Approved	2021-22 Adopted
▼ MATERIALS & SERVICES	\$ 92,834	\$ 72,043	\$ 114,500	\$ 129,000	\$ 129,000	\$ 129,000
MISCELLANEOUS CONTRACTUAL	48,668	27,861	65,000	65,000	65,000	65,000
ELECTRICITY	12,668	11,755	19,000	19,000	19,000	19,000
REPAIR/ MAINTENANCE SUPPLIES	13,003	12,500	0	15,000	15,000	15,000
CLEAN/SANITATION SUPPLIES	4,958	2,979	8,500	8,500	8,500	8,500
OFFICE SUPPLIES	2,905	5,459	5,000	5,000	5,000	5,000
FUEL-OTHER THAN VEHICLE	3,809	4,244	4,500	4,500	4,500	4,500
FOOD & MISCELLANEOUS	1,657	2,248	3,500	3,500	3,500	3,500
REFUSE/GARBAGE	2,528	2,610	3,000	3,000	3,000	3,000
INTERNET	2,265	2,317	3,000	3,000	3,000	3,000
MINOR/SAFETY EQUIP	373	32	1,000	1,000	1,000	1,000
ADVERTISING	0	38	1,000	1,000	1,000	1,000
TRAVEL & TRAINING	0	0	1,000	500	500	500
▼ PERSONNEL SERVICES	70,871	70,610	126,495	128,569	128,569	128,569
SALARY & WAGES	51,653	43,525	90,455	91,210	91,210	91,210
RETIREMENT	6,577	10,646	14,795	15,963	15,963	15,963
MEDICAL, DENTAL & LIFE INS	9,452	13,048	13,610	13,698	13,698	13,698
SOCIAL SECURITY	2,741	3,225	6,920	6,978	6,978	6,978
UNEMPLOYMENT INSURANCE	51	27	635	638	638	638
ACCIDENT INSURANCE	265	139	80	82	82	82
OVERTIME	132	0	0	0	0	0
Total	\$ 163,705	\$ 142,653	\$ 240,995	\$ 257,569	\$ 257,569	\$ 257,569

HARKENRIDER CENTER

MISSION STATEMENT

Provide activities for adult seniors in cooperation with the Hermiston Senior Center Board. The City controls the building as a landlord and the Senior Board operates programs as a tenant which includes Meals-on-Wheels, nutrition, fitness, and other services. The center opened in September of 2018.

DEPARTMENT OBJECTIVES FY2021-22

- Operate the Harkenrider Senior Center as a city asset.
- Support the Senior Center programs and minimal staff support.
- Seek opportunities for expanded programming.

HARKENRIDER CENTER DETAILED EXPENDITURES

Collapse All	FY19 Actuals	FY20 Actuals	2020-21 Budget	2021-22 Proposed	2021-22 Approved	2021-22 Adopted
▼ MATERIALS & SERVICES	\$ 24,399	\$ 27,865	\$ 47,000	\$ 40,000	\$ 40,000	\$ 40,000
MISCELLANEOUS CONTRACTUAL	10,319	13,743	20,000	25,000	25,000	25,000
ELECTRICITY	5,392	5,815	6,000	6,000	6,000	6,000
FUEL-OTHER THAN VEHICLE	3,580	2,884	5,000	5,000	5,000	5,000
REPAIR/ MAINTENANCE SUPPLIES	0	0	15,000	0	0	0
REPAIR/ MAINTENANCE SUPPLIES	2,841	2,541	0	3,000	3,000	3,000
TELEPHONE	641	858	1,000	1,000	1,000	1,000
CLEAN/OPERATING SUPPLIES	1,096	2,024	0	0	0	0
OFFICE SUPPLIES	530	0	0	0	0	0
▼ PERSONNEL SERVICES	22,632	24,267	25,520	23,258	23,258	23,258
SALARY & WAGES	13,606	14,181	14,365	12,016	12,016	12,016
MEDICAL, DENTAL & LIFE INS	4,156	4,349	4,535	6,299	6,299	6,299
RETIREMENT	3,842	4,679	4,840	3,251	3,251	3,251
SOCIAL SECURITY	983	1,025	1,135	919	919	919
OVERTIME	5	0	500	678	678	678
UNEMPLOYMENT INSURANCE	19	1	105	84	84	84
ACCIDENT INSURANCE	21	14	15	11	11	11
EMPR CONTRIB DEFERRED COMP	0	18	25	0	0	0
Total	\$ 47,031	\$ 52,132	\$ 72,520	\$ 63,258	\$ 63,258	\$ 63,258

CONSOLIDATED PUBLIC SAFETY

By Department

	FY19 Actuals	FY20 Actuals	2020-21 Budget	2021-22 Proposed	2021-22 Approved	2021-22 Adopted
POLICE-OPERATIONS	\$ 4,887,988	\$ 5,324,096	\$ 5,766,585	\$ 5,887,789	\$ 5,887,789	\$ 5,887,789
COURT	394,084	427,245	837,190	753,538	753,538	753,538
PUBLIC SAFETY CENTER	99,390	60,228	73,000	68,000	68,000	68,000
Total	\$ 5,381,462	\$ 5,811,569	\$ 6,676,775	\$ 6,709,327	\$ 6,709,327	\$ 6,709,327

CONSOLIDATED PUBLIC SAFETY

By Category

Collapse All	FY19 Actuals	FY20 Actuals	2020-21 Budget	2021-22 Proposed	2021-22 Approved	2021-22 Adopted
▶ PERSONNEL SERVICES	\$ 4,467,005	\$ 4,817,613	\$ 5,383,560	\$ 5,475,977	\$ 5,475,977	\$ 5,475,977
▶ MATERIALS & SERVICES	810,369	894,301	956,215	1,049,850	1,049,850	1,049,850
▶ CAPITAL OUTLAY	104,088	75,655	317,000	159,500	159,500	159,500
▼ TRANSFERS	0	24,000	20,000	24,000	24,000	24,000
TRANS TO RES-HPD VEH UPFITTING	0	20,000	20,000	20,000	20,000	20,000
TRANS TO RES- HPD EQUIPMENT	0	4,000	0	4,000	4,000	4,000
Total	\$ 5,381,462	\$ 5,811,569	\$ 6,676,775	\$ 6,709,327	\$ 6,709,327	\$ 6,709,327

**THIS PAGE IS LEFT
INTENTIONALLY BLANK**

COURT

MISSION STATEMENT

The mission of the court continues to be to provide swift and efficacious justice in matters brought before it. That justice is extended to both society and the alleged offender. The municipal court is not a civil court and any civil functions of the court are secondary in nature to the primary function of the court, which is the processing of criminal cases, traffic violations, and violations of city ordinance. The courts priority in all cases is the prompt, orderly, efficient, and just resolution of matters.

The court has exclusive jurisdiction over municipal ordinance violations, and concurrent jurisdiction with Circuit Court for vehicle code offenses, for selected statutorily defined violations, and for misdemeanors.

DEPARTMENT DESCRIPTION

The Court is responsible for the processing of criminal cases, traffic violations and city ordinance violations within the city limits of Hermiston. This includes collecting fines instated on all cases, tracking probation, issuing warrants for failure to appear and sending show cause letters for non-compliance. The Court also provides notary services and marriage ceremonies.

DEPARTMENT OBJECTIVES 2021-22

- Provide customer service with professional speed, courtesy and respect.
- Provide annual staff training for Judge, Court Manager and Clerks.
- Send staff to special Caselle training for court only.
- Continue with scanning all paper files into Caselle.
- Continue resolving older cases with unpaid fines.
- Use community service through City departments to help resolve open cases.
- Encourage the public to use the lobby computer for court and city payments.
- Continue to find ways to improve the courts functions.
- Get staff LEADS Certified.
- Security Improvements.

COURT-PUBLIC DEFENDER

MISSION STATEMENT

The City Public Defender's role is to provide assistance of counsel to indigent defendants in criminal prosecutions in the Hermiston Municipal Court.

DEPARTMENT DESCRIPTION

The Public Defender is an independent contractor hired by the City Manager to assist indigents with the defense of their case(s). Article I, Section 11, of the Oregon Constitution, requires that in all prosecutions of a criminal nature the indigent accused have the right to the assistance of counsel at public expense. Cases of a criminal nature include class B and C misdemeanors, the class A misdemeanor of Failure to Appear, and contempt matters when filed by the City Prosecutor or when filed by the Court and the City Prosecutor deems a sentence would merit a punitive sanction.

DEPARTMENT OBJECTIVES 2021-22

To dispose of ninety per cent (90%) of appointments within 90 days of appointment, ninety-eight percent (98%) of appointments within 180 days of appointment, and one hundred percent (100%) of appointments within one year, except for cases where defendant is on abscond status, or for exceptional cases in which continuing review should occur. See Oregon Standards of Timely Disposition in Oregon Circuit Courts, Oregon Judicial Conference.

COURT-PROSECUTOR

MISSION STATEMENT

The City Prosecutor's role is to serve the interest of justice, promote City wellness, focus on Victim's rights, rehabilitate convicted criminal offenders, work with Court, Defense Counsel, the Police and all other stakeholders to reach results that are in conformance and congruent with the best interest of the City.

DEPARTMENT DESCRIPTION

The City Prosecutor is an independent contractor hired by the City Manager to prosecute defendants who have committed class B and C misdemeanors, such as Disorderly Conduct, Criminal Trespass and Theft in the Third Degree; the class A misdemeanor(s) of Failure to Appear in the Second Degree; city ordinance violations when the defendant is represented by an attorney; and Criminal Contempt and Probation Revocation cases initiated by the City Prosecutor.

DEPARTMENT OBJECTIVES 2021-22

- Work with the Public Defender to process cases in a timely manner.
- Work with the Code Enforcement Officer when he or she requests assistance with prosecuting ordinance violations.
- Fulfill the office's mission statement to the fullest extent possible.

COURT DETAILED EXPENDITURES

Collapse All	FY19 Actuals	FY20 Actuals	2020-21 Budget	2021-22 Proposed	2021-22 Approved	2021-22 Adopted
▼ PERSONNEL SERVICES	\$ 258,645	\$ 267,617	\$ 366,625	\$ 387,538	\$ 387,538	\$ 387,538
SALARY & WAGES	166,036	172,766	231,830	235,139	235,139	235,139
MEDICAL, DENTAL & LIFE INS	51,681	44,737	58,700	68,652	68,652	68,652
RETIREMENT	27,238	36,261	53,250	59,836	59,836	59,836
SOCIAL SECURITY	12,222	12,810	17,965	17,988	17,988	17,988
OVERTIME	980	815	3,000	4,065	4,065	4,065
UNEMPLOYMENT INSURANCE	188	39	1,645	1,646	1,646	1,646
ACCIDENT INSURANCE	300	189	235	212	212	212
▼ MATERIALS & SERVICES	135,439	159,628	170,565	216,000	216,000	216,000
PROSECUTION	75,000	74,708	77,065	80,000	80,000	80,000
PUBLIC DEFENSE	49,617	51,417	55,000	70,000	70,000	70,000
MISCELLANEOUS CONTRACTUAL	2,578	16,595	20,000	41,000	41,000	41,000
TRAVEL & TRAINING	5,181	7,873	7,500	7,500	7,500	7,500
OFFICE SUPPLIES	45	2,135	4,000	4,000	4,000	4,000
POSTAGE	2,137	1,848	2,500	3,500	3,500	3,500
INTERPRETER SERVICES	0	0	0	5,000	5,000	5,000
REPAIRS-OFFICE EQUIPMENT	0	3,824	2,500	2,500	2,500	2,500
TELEPHONE	881	965	1,500	1,500	1,500	1,500
FOOD & MISCELLANEOUS	0	263	500	500	500	500
WITNESS EXPENSES	0	0	0	250	250	250
JURY EXPENSES	0	0	0	250	250	250
▼ CAPITAL OUTLAY	0	0	300,000	150,000	150,000	150,000
TECHNOLOGY-SOFTWARE PROG	0	0	300,000	150,000	150,000	150,000
Total	\$ 394,084	\$ 427,245	\$ 837,190	\$ 753,538	\$ 753,538	\$ 753,538

POLICE OPERATIONS

MISSION STATEMENT

Without fear or favor and in partnership with our diverse community, we will create and maintain a safe environment with the reduction of crime through problem-oriented and community-based policing strategies. The quality of life for those we serve takes precedent over our individual needs.

DEPARTMENT DESCRIPTION

The Hermiston Police Department is committed to serving the community while protecting the rights of all persons. Our diverse 28 sworn officer department is representative of the demographic for those we serve. The department is responsible for general public safety; prevention of crime; responding to and investigating crime; apprehension of those who commit crime; public order; traffic safety; criminal justice records; and safety/prevention education.

DEPARTMENT OBJECTIVES 2021-22

- Customer Service - Provide efficient and effective police services consistent with the vision and values of our community. Serve as ambassadors of the City of Hermiston with an increased presence of employees at city meetings and functions. Place an emphasis on service delivery to our customers through the establishment of observable, measurable, targeted, and specific performance objectives for each employee of the department.
- Predictive Policing Strategies - The department will utilize any policing strategy or tactic that develops and uses information and advanced analysis or technology to inform forward-thinking crime prevention. This includes utilization of available intelligence/data and deployment of resources implementing a zero-tolerance stance for all incidents involving elements of criminal activity in a timely and targeted fashion specific to each shift of assignment. The continual nurturing of existing healthy partnerships will be critical.
- Address Traffic Issues - Provide for a structured approach in dealing with the traffic related issues experienced in the city by utilizing engineering, education, and enforcement strategies in dealing with these problems. Targeted enforcement of traffic along the Highway 395 corridor will be the priority of patrol.
- Livability Issues - Focus on those issues which impact the livability of the citizens we serve will be a high priority. This includes noise complaints, animal complaints, controlled substance enforcement, and all code issues including areas of blight consistent with the Broken Windows Theory of policing.

POLICE OPERATIONS DETAILED EXPENDITURES

Collapse All	FY19 Actuals	FY20 Actuals	2020-21 Budget	2021-22 Proposed	2021-22 Approved	2021-22 Adopted
▼ PERSONNEL SERVICES	\$ 4,208,360	\$ 4,549,996	\$ 5,016,935	\$ 5,088,439	\$ 5,088,439	\$ 5,088,439
SALARY & WAGES	2,551,838	2,719,605	2,946,470	2,984,424	2,984,424	2,984,424
RETIREMENT	681,871	853,056	937,405	957,306	957,306	957,306
MEDICAL, DENTAL & LIFE INS	649,992	687,669	744,070	732,489	732,489	732,489
SOCIAL SECURITY	191,111	202,526	230,610	228,553	228,553	228,553
OVERTIME	43,242	30,813	68,000	97,613	97,613	97,613
ACCIDENT INSURANCE	86,676	54,237	66,080	63,941	63,941	63,941
UNEMPLOYMENT INSURANCE	3,630	961	21,100	20,913	20,913	20,913
EMPR CONTRIB DEFERRED COMP	0	1,129	3,200	3,200	3,200	3,200
▼ MATERIALS & SERVICES	608,165	674,445	712,650	765,850	765,850	765,850
UMATILLA CO. DISPATCH SERVICES	304,294	320,418	330,500	356,000	356,000	356,000
MISCELLANEOUS CONTRACTUAL	74,637	98,508	82,500	97,700	97,700	97,700
LEASED VEHICLES	0	60,585	90,500	106,500	106,500	106,500
MOTOR VEHICLE FUEL & OIL	47,090	47,065	52,000	50,000	50,000	50,000
TRAVEL & TRAINING	39,280	35,917	37,500	37,500	37,500	37,500
ANIMAL IMPOUND SERVICES	34,500	37,088	37,650	37,650	37,650	37,650
REPAIRS-MOTOR VEHICLES	23,812	17,429	20,000	19,000	19,000	19,000
MINOR/SAFETY EQUIP	17,731	16,953	16,000	16,000	16,000	16,000
OFFICE SUPPLIES	15,835	15,520	15,000	15,000	15,000	15,000
UNIFORMS	16,752	14,070	15,000	15,000	15,000	15,000
FOOD & MISCELLANEOUS	6,059	3,687	6,000	6,000	6,000	6,000
NUISANCE ABATEMENT	24,353	1,940	0	0	0	0
LAUNDRY & OTHER SANITATION	1,751	1,100	3,000	2,000	2,000	2,000
DUES & MEMBERSHIP	1,365	1,578	2,000	2,000	2,000	2,000
OFFICER WELLNESS PROGRAM	0	0	2,500	2,500	2,500	2,500
POSTAGE	706	901	1,500	1,500	1,500	1,500
OTHER PROFESSIONAL SERVICES	0	1,686	1,000	1,500	1,500	1,500
▼ CAPITAL OUTLAY	71,463	75,655	17,000	9,500	9,500	9,500
MOTOR VEHICLES	52,322	48,796	0	0	0	0
OTHER EQUIPMENT	19,141	26,859	17,000	9,500	9,500	9,500
▼ TRANSFERS	0	24,000	20,000	24,000	24,000	24,000
TRANS TO RES-HPD VEH UPFITTING	0	20,000	20,000	20,000	20,000	20,000
TRANS TO RES- HPD EQUIPMENT	0	4,000	0	4,000	4,000	4,000
Total	\$ 4,887,988	\$ 5,324,096	\$ 5,766,585	\$ 5,887,789	\$ 5,887,789	\$ 5,887,789

PUBLIC SAFETY CENTER

MISSION STATEMENT

To provide a consolidated location for the expenses of the structure occupied by the municipal court and police functions.

DEPARTMENT DESCRIPTION

This fund functions similar to the municipal building's budget, designed to allow accounting simplicity. The costs of the area are potentially allocable to the municipal court and police functions. The operation and maintenance of the building located at 330 S. 1st Street and HPD annex are contained in the fund.

There are no personnel assigned to this budget. Custodial services are provided through a third-party contractual relationship.

PUBLIC SAFETY CENTER DETAILED EXPENDITURES

Collapse All	FY19 Actuals	FY20 Actuals	2020-21 Budget	2021-22 Proposed	2021-22 Approved	2021-22 Adopted
▼ MATERIALS & SERVICES	\$ 66,765	\$ 60,228	\$ 73,000	\$ 68,000	\$ 68,000	\$ 68,000
TELEPHONE	21,814	23,252	25,000	24,500	24,500	24,500
CLEANING & PAINTING	17,008	16,694	18,000	17,000	17,000	17,000
ELECTRICITY	11,605	9,754	14,500	14,000	14,000	14,000
REPAIRS-BUILDINGS	14,500	8,747	10,000	10,000	10,000	10,000
FUEL-OTHER THAN VEHICLE	1,838	1,781	2,500	2,500	2,500	2,500
REPAIR/ MAINTENANCE SUPPLIES	0	0	3,000	0	0	0
▼ CAPITAL OUTLAY	32,625	0	0	0	0	0
OTHER EQUIPMENT	32,625	0	0	0	0	0
Total	\$ 99,390	\$ 60,228	\$ 73,000	\$ 68,000	\$ 68,000	\$ 68,000

NON-DEPARTMENTAL

MISSION STATEMENT

To provide a non-apportioned general fund accounting entity which allows for costs which are not readily divided into the appropriation areas of the operating budget, and for those costs which are beneficial to the entire operation.

DEPARTMENT DESCRIPTION

The appropriations in this category include specialized services such as general publication of council activity and ordinances, memberships in organizations such as the local chamber and the League of Oregon Cities, expenses incurred in the sale of city foreclosed property, and similar expenses.

CONSOLIDATED NON-DEPARTMENTAL EXPENDITURES

By category

Collapse All	FY19 Actuals	FY20 Actuals	2020-21 Budget	2021-22 Proposed	2021-22 Approved	2021-22 Adopted
▶ MATERIALS & SERVICES	\$ 730,735	\$ 698,080	\$ 1,316,000	\$ 1,406,174	\$ 1,406,174	\$ 1,406,174
▼ TRANSFERS	1,099,749	811,618	1,455,525	758,819	758,819	758,819
RES-CIP STREET CONSTRUCTION	448,115	428,407	420,000	450,000	450,000	450,000
TRANS TO BONDED DEBT FUND 2	196,634	203,211	208,819	208,819	208,819	208,819
RES-COMMUNITY ENHANCEMENTS	110,000	100,000	100,000	100,000	100,000	100,000
TRANSFER TO LID FUND	0	0	585,000	0	0	0
RES-EOTEC EQUIPMENT	295,000	0	0	0	0	0
RES - FUNLAND	0	0	141,706	0	0	0
RES-CITY HALL IMPROVEMENTS	50,000	80,000	0	0	0	0
▶ DEBT SERVICE	0	0	317,688	459,625	459,625	459,625
▶ CONTINGENCY	0	0	198,028	177,635	177,635	177,635
Total	\$ 1,830,484	\$ 1,509,698	\$ 3,287,241	\$ 2,802,253	\$ 2,802,253	\$ 2,802,253

NON-DEPARTMENTAL DETAILED EXPENDITURES

Collapse All	FY19 Actuals	FY20 Actuals	2020-21 Budget	2021-22 Proposed	2021-22 Approved	2021-22 Adopted
▼ MATERIALS & SERVICES	\$ 730,735	\$ 698,080	\$ 1,316,000	\$ 1,406,174	\$ 1,406,174	\$ 1,406,174
MISCELLANEOUS CONTRACTUAL	352,435	333,928	355,000	495,174	495,174	495,174
ARP ACT EXPENDITURES	0	0	0	500,000	500,000	500,000
OTHER PROFESSIONAL SERVICES	192,836	157,476	175,000	175,000	175,000	175,000
PROPERTY & LIABILITY INS	127,072	150,124	155,000	155,000	155,000	155,000
CARES ACT EXPENDITURES	0	0	540,000	0	0	0
COMPUTERS AND TABLETS REPLACEM	0	512	49,000	39,000	39,000	39,000
ACCOUNTING & AUDITING	38,777	35,984	21,500	21,500	21,500	21,500
FOOD & MISCELLANEOUS	14,407	15,726	15,000	15,000	15,000	15,000
LEGAL PUBLICATIONS	3,424	2,767	3,500	3,500	3,500	3,500
DUES & MEMBERSHIP	1,784	1,563	2,000	2,000	2,000	2,000
▼ TRANSFERS	1,099,749	811,618	1,455,525	758,819	758,819	758,819
RES-CIP STREET CONSTRUCTION	448,115	428,407	420,000	450,000	450,000	450,000
TRANS TO BONDED DEBT FUND 2	196,634	203,211	208,819	208,819	208,819	208,819
RES-COMMUNITY ENHANCEMENTS	110,000	100,000	100,000	100,000	100,000	100,000
TRANSFER TO LID FUND	0	0	585,000	0	0	0
RES-EOTEC EQUIPMENT	295,000	0	0	0	0	0
RES - FUNLAND	0	0	141,706	0	0	0
RES-CITY HALL IMPROVEMENTS	50,000	80,000	0	0	0	0
▼ DEBT SERVICE	0	0	317,688	459,625	459,625	459,625
FY 2020 FF& C CITY HALL - INTEREST	0	0	202,688	289,625	289,625	289,625
FY 2020 FF& C CITY HALL - PRINCIPAL	0	0	115,000	170,000	170,000	170,000
▼ CONTINGENCY	0	0	198,028	177,635	177,635	177,635
CONTINGENCY	0	0	198,028	177,635	177,635	177,635
Total	\$ 1,830,484	\$ 1,509,698	\$ 3,287,241	\$ 2,802,253	\$ 2,802,253	\$ 2,802,253



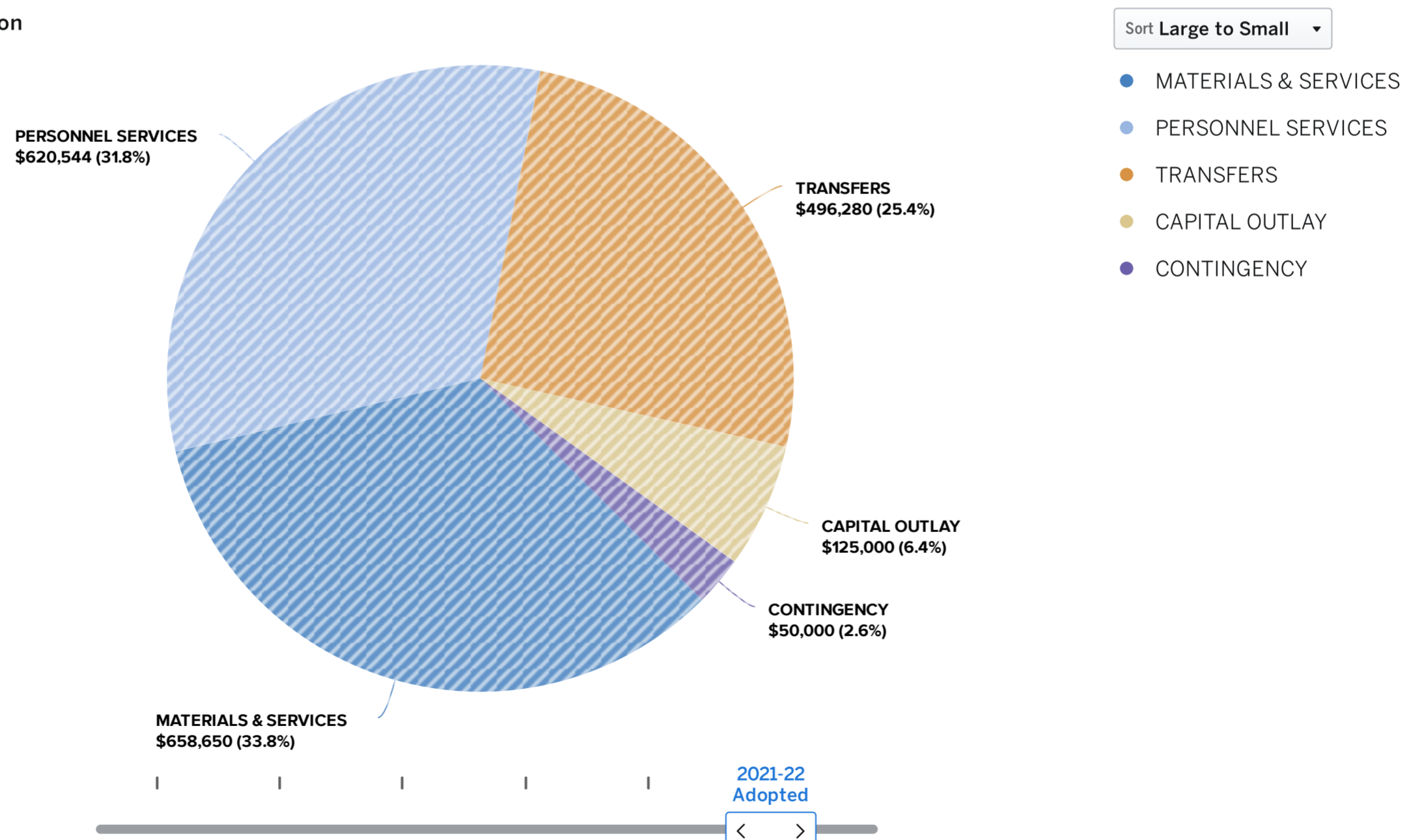
Where Life is Sweet

STATE STREET TAX FUND

FUND DESCRIPTION

This is the fund in which gasoline tax revenues are accounted for and required by Oregon Law. It provides a guarantee that all such revenues will be utilized for street and roadway repair, maintenance, and improvement. This fund is exclusively supported from the gasoline tax and a general fund subsidy if necessary. The expenditures accounted in the fund are the manpower, equipment, materials, and contracted services necessary to maintain and improve the roadway surfaces and storm drainage system of the city.

Visualization



MISSION AND OBJECTIVES

MISSION STATEMENT

To protect, maintain and improve the largest single asset owned by the residents of our community; the asphalt, curbs, gutters and storm drains of our community, and to supply support in the form of manpower and equipment to other departments and community events.

DEPARTMENT DESCRIPTION

In support of the general vision of the City, the members of the Street Department, continuously strive to maintain the highest standards of professionalism in our daily operations and programs. Our mission is achieved through continuously improved performance, supported by a consistent system of effective communications. A committed workforce initiates partnerships and strategic alliances to collaborate to deliver of the highest quality of service possible.

DEPARTMENT OBJECTIVES 2021-22

The city-wide goals of enhanced livability and economic development directly affect the operations of this department as proposed. The objectives for the department for the next year include:

- Daily street sweeping, with concentration on arterial, and collector roadways.
- Roadway repair of identified problems as materials are available.
- Provide equipment maintenance and repair at a high level.
- Provide support for community events in the form of manpower and equipment.
- Respond to problems with available manpower, recognizing, roadway, building repair and maintenance is a higher priority.
- Provide annual grading and repair of gravel roadways.
- Continue with the current crack sealing and resurfacing programs.
- Provide pavement striping and marking.
- Provide street sign installation and repair.
- Clean, repair and replace storm water catch basins, distribution boxes, piping and dry wells.

STATE STREET TAX FUND RESOURCES

Data

Collapse All	FY19 Actuals	FY20 Actuals	2020-21 Budget	2021-22 Proposed	2021-22 Approved	2021-22 Adopted
▼ FROM OTHER AGENCIES	1,526,630	1,253,628	1,660,035	1,525,035	1,525,035	1,525,035
STATE HIGHWAY ALLOCATION	1,326,671	1,253,628	1,450,035	1,425,035	1,425,035	1,425,035
STP ALLOCATION	199,959	0	100,000	100,000	100,000	100,000
ODOT HIGHLAND SAFETY	0	0	110,000	0	0	0
▼ CASH FORWARD	0	0	509,667	385,986	385,986	385,986
CASH FORWARD	0	0	509,667	385,986	385,986	385,986
▼ TRANSFERS FROM	0	0	39,453	39,453	39,453	39,453
TRANS FROM RESERVE FUND	0	0	39,453	39,453	39,453	39,453
▼ INTEREST	13,116	7,482	0	0	0	0
INTEREST ON INVESTMENTS	13,116	7,482	0	0	0	0
▼ MISCELLANEOUS REVENUE	7,850	981	0	0	0	0
MISCELLANEOUS STREET INCOME	7,850	981	0	0	0	0
Total	1,547,596	1,262,091	2,209,155	1,950,474	1,950,474	1,950,474

DETAILED EXPENDITURES

Collapse All	FY19 Actuals	FY20 Actuals	2020-21 Budget	2021-22 Proposed	2021-22 Approved	2021-22 Adopted
▼ MATERIALS & SERVICES	352,846	861,277	740,150	658,650	658,650	658,650
FEDERAL EXCHANGE MAINTENANCE	0	405,924	100,000	100,000	100,000	100,000
LEASED VEHICLES	0	78,788	59,950	59,950	59,950	59,950
STORM WATER	5,627	74,223	55,000	55,000	55,000	55,000
STREET LIGHTS	44,712	44,419	43,000	43,000	43,000	43,000
SNOW AND ICE	19,681	55,996	45,000	45,000	45,000	45,000
ASPHALT & ASPHALT PRODUCTS	133,457	2,737	15,000	30,000	30,000	30,000
OTHER PROFESSIONAL SERVICES	21,297	46,042	43,000	43,000	43,000	43,000
TRAFFIC/STREET SIGN MAT	6,145	8,704	119,000	20,000	20,000	20,000
ENGINEERING/SURVEY SERVICES	0	0	40,000	40,000	40,000	40,000
CRACKFILL MATERIALS	2,981	24,555	30,000	30,500	30,500	30,500
STREET MARKING & STRIPING	11,235	13,512	30,000	30,000	30,000	30,000
MOTOR VEHICLE FUEL & OIL	20,367	21,648	23,000	23,000	23,000	23,000
MISCELLANEOUS CONTRACTUAL	12,895	11,171	25,000	25,000	25,000	25,000
PROPERTY & LIABILITY INS	13,291	14,428	14,500	14,500	14,500	14,500
ELECTRICITY	13,194	12,365	13,500	13,500	13,500	13,500
REPAIRS-OPERATING EQUIP	2,499	10,419	15,000	15,000	15,000	15,000
PARTS FOR OPERATING EQUIP	13,064	8,244	12,000	12,000	12,000	12,000
CONCRETE PRODUCTS	3,576	3,290	15,000	15,000	15,000	15,000
MINOR/SAFETY EQUIP	6,068	6,459	7,000	7,000	7,000	7,000
SIGNAL MAINTENANCE	5,085	2,006	6,000	6,000	6,000	6,000
FUEL-OTHER THAN VEHICLE	2,824	3,902	5,000	5,000	5,000	5,000
TRAVEL & TRAINING	2,783	88	4,000	5,000	5,000	5,000
ROCK PRODUCTS	730	4,505	3,500	4,000	4,000	4,000
OFFICE SUPPLIES	3,794	1,362	3,000	3,000	3,000	3,000
TELEPHONE	1,893	1,838	3,000	3,000	3,000	3,000
MOTOR VEHICLE PARTS	953	957	2,500	2,500	2,500	2,500
CHEMICALS	1,686	0	2,500	2,500	2,500	2,500
LAUNDRY & OTHER SANITATION	1,737	1,878	2,000	2,000	2,000	2,000
STRUCTURAL STEEL & IRON	392	1,351	1,500	1,500	1,500	1,500
LUMBER & WOOD PRODUCTS	140	0	1,000	1,500	1,500	1,500
FOOD & MISCELLANEOUS	378	189	500	500	500	500
CLEAN/SANITATION SUPPLIES	329	153	500	500	500	500
PLUMBING & SEWAGE SUPPLIES	33	124	200	200	200	200
▼ PERSONNEL SERVICES	621,375	668,935	644,075	620,544	620,544	620,544
SALARY & WAGES	370,563	396,490	379,580	367,723	367,723	367,723
MEDICAL, DENTAL & LIFE INS	108,186	115,546	107,920	96,042	96,042	96,042
RETIREMENT	81,722	108,791	103,645	105,589	105,589	105,589
SOCIAL SECURITY	27,893	29,492	29,420	28,154	28,154	28,154
ACCIDENT INSURANCE	27,595	16,101	15,520	13,185	13,185	13,185
OVERTIME	4,893	2,170	5,000	6,975	6,975	6,975
UNEMPLOYMENT INSURANCE	523	82	2,690	2,576	2,576	2,576
EMPR CONTRIB DEFERRED COMP	0	263	300	300	300	300
▼ TRANSFERS	170,214	441,550	764,930	496,280	496,280	496,280
RES-CIP STREET CONSTRUCTION	70,000	300,000	439,000	0	0	0

RES-STREET EQUIPMENT	90,000	100,000	100,000	150,000	150,000	150,000
TRANS TO GENERAL FUND	0	30,000	156,780	156,780	156,780	156,780
RES-NEW STREET BUILDING	0	0	55,650	175,000	175,000	175,000
RES-BICYCLE TRAILS	10,214	11,550	13,500	14,500	14,500	14,500
▼ CAPITAL OUTLAY	340	179,689	10,000	125,000	125,000	125,000
BUILDINGS & FIXED EQUIP	340	37,376	10,000	75,000	75,000	75,000
CAPITAL IMPROVEMENTS	0	142,313	0	30,000	30,000	30,000
OTHER EQUIPMENT	0	0	0	20,000	20,000	20,000
▼ CONTINGENCY	0	0	50,000	50,000	50,000	50,000
CONTINGENCY	0	0	50,000	50,000	50,000	50,000
Total	\$ 1,144,775	\$ 2,151,451	\$ 2,209,155	\$ 1,950,474	\$ 1,950,474	\$ 1,950,474

**THIS PAGE IS LEFT
INTENTIONALLY BLANK**



Where Life is Sweet

TRANSIENT ROOM TAX FUND

MISSION AND OBJECTIVES

MISSION STATEMENT

This fund has multiple missions, all of which are established through City Code 112.25(A), and are in compliance with state regulations for collecting transient room taxes (TRT).

DEPARTMENT DESCRIPTION

The Transient Room Tax Fund receives revenues from a local tax on hotel and RV Park stays. City Code specifies a formula for how the revenues can be spent as:

- 37.5%- Pay off Hermiston Family Aquatic Center Bonds
- 25 %- Improve & Operate the Hermiston Community Center and EOTEC
- 15 %- Economic Development
- 9 %- Parks & Recreation Programs and Park Improvements
- 9 %- Park Development
- 1.5%- Preventative Maintenance & repair of HFAC
- 3% Paid to Hermiston Chamber of Commerce

DEPARTMENT OBJECTIVES FY2021-22

- Continue to pay down city debt for the Aquatics Center.
- Leverage Transient Room Taxes to provide high quality community convention and event space in the community that attracts additional visitors to the community.
- Leverage Transient Room Taxes toward projects and programs that grow the local economy.
- Provide high quality recreational programming for local residents and visitors.
- Maintain and enhance park facilities in the community that can be enjoyed by local residents and visitors.

RESOURCES

Data

Collapse All	FY19 Actuals	FY20 Actuals	2020-21 Budget	2021-22 Proposed	2021-22 Approved	2021-22 Adopted
▼ SERVICE CHARGES	\$ 926,586	\$ 811,074	\$ 800,000	\$ 880,000	\$ 880,000	\$ 880,000
TRANSIENT ROOM TAX	680,298	601,092	600,000	650,000	650,000	650,000
TPA- TOURISM PROMOTION ASSESSM	123,244	105,091	100,000	115,000	115,000	115,000
TPA- CAPITAL ADDIT. ASSESSMENT	123,044	104,891	100,000	115,000	115,000	115,000
▼ CASH FORWARD	0	0	31,050	23,230	23,230	23,230
CASH FORWARD	0	0	31,050	23,230	23,230	23,230
▼ INTEREST	1,586	880	0	0	0	0
INTEREST ON INVESTMENTS	1,586	880	0	0	0	0
Total	\$ 928,172	\$ 811,954	\$ 831,050	\$ 903,230	\$ 903,230	\$ 903,230

EXPENDITURES

Data

Collapse All	FY19 Actuals	FY20 Actuals	2020-21 Budget	2021-22 Proposed	2021-22 Approved	2021-22 Adopted
▼ TRANSFERS	\$ 778,056	\$ 761,770	\$ 577,000	\$ 628,000	\$ 628,000	\$ 628,000
TRANSFER TO GEN FUND	416,584	458,600	375,000	406,250	406,250	406,250
TRANSFER TO EOTEC/TPA	121,498	114,938	95,000	95,000	95,000	95,000
TRANSFER TO RES-TOURISM	59,988	58,838	49,000	58,500	58,500	58,500
TRANSFER TO RES-PARK DEV	59,988	58,838	49,000	58,500	58,500	58,500
TRANSFER TO EOTEC/TRT	110,000	60,750	0	0	0	0
TRANSFER TO RES- HFAC	9,998	9,806	9,000	9,750	9,750	9,750
▼ DEBT SERVICE	144,000	146,600	144,050	146,500	146,500	146,500
BOND PRINCIPAL 2017 TPA	80,000	85,000	85,000	90,000	90,000	90,000
BOND INTEREST 2017 TPA	64,000	61,600	59,050	56,500	56,500	56,500
▼ MATERIALS & SERVICES	110,068	77,847	110,000	128,730	128,730	128,730
MISCELLANEOUS CONTRACTUAL	69,803	38,247	75,000	84,230	84,230	84,230
MISC CONT TRT-4th OF JULY	20,000	20,000	20,000	25,000	25,000	25,000
CONTRIBUTIONS TO CHAMBER-TRT	20,265	19,600	15,000	19,500	19,500	19,500
Total	\$ 1,032,124	\$ 986,217	\$ 831,050	\$ 903,230	\$ 903,230	\$ 903,230



Where Life is Sweet

UTILITY FUND

FUND DESCRIPTION

This is an enterprise fund financed from user fees for water and wastewater use and the connection charges to the system. The expenditure responsibilities of this fund include all necessary personnel, equipment, materials and contracted services necessary to maintain and improve the water and wastewater systems of the city. Enterprise funds are also responsible for the bonded debt and notes of the systems.

2021-22 Utility Resources

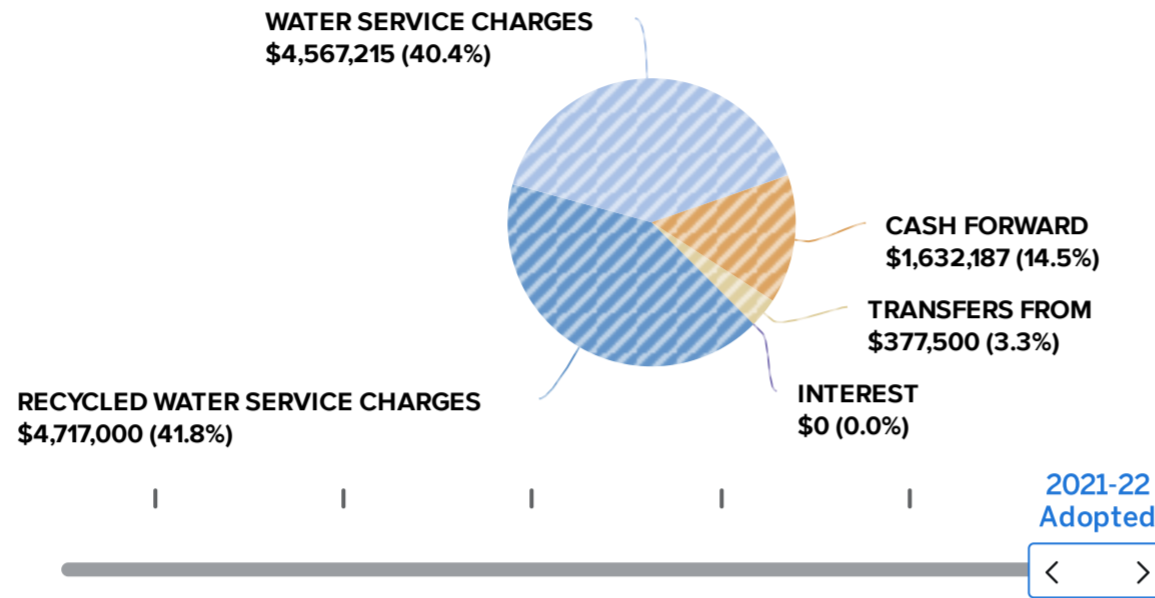
Updated On 28 May, 2021

← Back History Reset

Broken down by

REVENUES UTILITY

Visualization



Sort Large to Small

- RECYCLED WATER SERVIC...
- WATER SERVICE CHARGES
- CASH FORWARD
- TRANSFERS FROM
- INTEREST

2021-22 Utility Expenditures

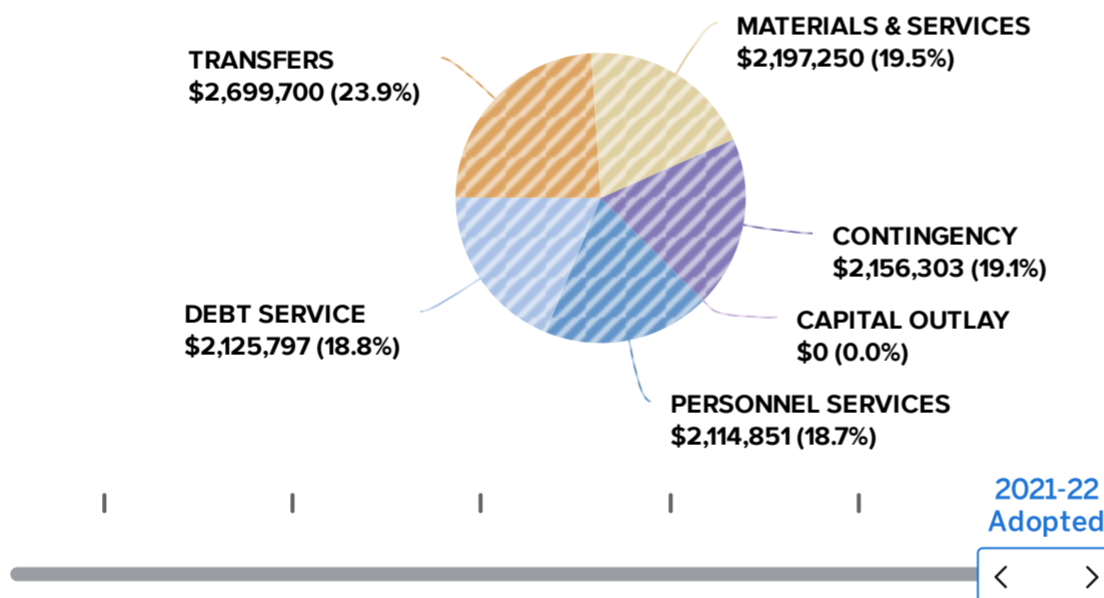
Updated On 28 May, 2021

← Back History Reset

Broken down by

EXPENSES UTILITY

Visualization



Sort Large to Small

- PERSONNEL SERVICES
- DEBT SERVICE
- TRANSFERS
- MATERIALS & SERVICES
- CONTINGENCY
- CAPITAL OUTLAY

RESOURCES

Data

Collapse All	FY19 Actuals	FY20 Actuals	2020-21 Budget	2021-22 Proposed	2021-22 Approved	2021-22 Adopted
▼ RECYCLED WATER SERVICE CHARGES	\$ 3,504,177	\$ 4,696,662	\$ 4,717,000	\$ 4,717,000	\$ 4,717,000	\$ 4,717,000
RECYCLED WATER SALES	3,459,581	4,673,130	4,700,000	4,700,000	4,700,000	4,700,000
RECYCLED WTR CONNECTION & SERV	24,545	16,000	15,000	15,000	15,000	15,000
MISC. RECYCLED WATER INCOME	20,051	5,458	1,000	1,000	1,000	1,000
SEPTIC TANK SERVICE	0	2,074	1,000	1,000	1,000	1,000
▼ WATER SERVICE CHARGES	3,845,720	4,350,450	4,567,215	4,567,215	4,567,215	4,567,215
WATER SALES	3,713,094	4,258,135	4,489,215	4,489,215	4,489,215	4,489,215
WATER CONNECTION & SERVICE	115,686	69,423	65,000	65,000	65,000	65,000
ACCOUNT SET-UP FEE	14,145	14,150	11,000	11,000	11,000	11,000
MISCELLANEOUS WATER INCOME	2,795	8,742	2,000	2,000	2,000	2,000
▼ CASH FORWARD	0	0	367,060	1,632,187	1,632,187	1,632,187
CASH FORWARD	0	0	367,060	1,632,187	1,632,187	1,632,187
▼ TRANSFERS FROM	0	1,487	450,000	377,500	377,500	377,500
TRANS FUND 23 ENTERPRISE ZONE	0	0	450,000	377,500	377,500	377,500
TRANS FROM FUND 34 FF&C	0	1,487	0	0	0	0
▼ INTEREST	10,229	7,377	0	0	0	0
INTEREST ON INVESTMENTS	10,229	7,377	0	0	0	0
Total	\$ 7,360,126	\$ 9,055,976	\$ 10,101,275	\$ 11,293,902	\$ 11,293,902	\$ 11,293,902

CONSOLIDATED UTILITY EXPENDITURES By department

Data

Collapse All	FY19 Actuals	FY20 Actuals	2020-21 Budget	2021-22 Proposed	2021-22 Approved	2021-22 Adopted
▼ DEPARTMENTS	\$ 6,621,493	\$ 8,128,984	\$ 10,101,275	\$ 11,293,902	\$ 11,293,902	\$ 11,293,902
RECYCLED WATER PLANT MAINT	3,449,479	4,469,518	5,059,078	6,095,130	6,095,130	6,095,130
WATER PRODUCTION/MAINT	3,172,014	3,659,466	4,587,125	5,198,772	5,198,772	5,198,772
RECREATION	0	0	455,072	0	0	0
Total	\$ 6,621,493	\$ 8,128,984	\$ 10,101,275	\$ 11,293,902	\$ 11,293,902	\$ 11,293,902

CONSOLIDATED UTILITY EXPENDITURES

By category

Data

Collapse All	FY19 Actuals	FY20 Actuals	2020-21 Budget	2021-22 Proposed	2021-22 Approved	2021-22 Adopted
▶ PERSONNEL SERVICES	\$ 2,405,082	\$ 2,782,592	\$ 1,997,695	\$ 2,114,851	\$ 2,114,851	\$ 2,114,851
▶ DEBT SERVICE	2,037,630	2,024,861	2,470,416	2,125,797	2,125,797	2,125,797
▼ TRANSFERS	363,000	1,292,875	2,699,700	2,699,700	2,699,700	2,699,700
RES-UTILITY CONSTRUCTION	89,000	530,000	1,312,000	1,312,000	1,312,000	1,312,000
RES-CIP WATER PROJECTS	190,000	550,000	670,000	670,000	670,000	670,000
TRANS TO GENERAL FUND	0	35,688	297,900	297,900	297,900	297,900
TRANS TO GENERAL FUND	0	35,687	259,800	259,800	259,800	259,800
RES-SANITARY SEWER DEPT EQUIP	0	130,000	160,000	160,000	160,000	160,000
TRANSFER TO RES-EQUIPMENT	69,000	0	0	0	0	0
TRANS TO FUND 34- PLANT EQUIP	15,000	0	0	0	0	0
RES- TRAFFIC CONTROL 11TH & EL	0	11,500	0	0	0	0
▶ MATERIALS & SERVICES	1,795,885	1,913,260	2,023,320	2,197,250	2,197,250	2,197,250
▶ CONTINGENCY	0	0	455,072	2,156,303	2,156,303	2,156,303
▶ CAPITAL OUTLAY	19,896	115,396	0	0	0	0
Total	\$ 6,621,493	\$ 8,128,984	\$ 9,646,203	\$ 11,293,902	\$ 11,293,902	\$ 11,293,902



Where Life is Sweet

RECYCLED WATER TREATMENT

MISSION AND OBJECTIVES

MISSION STATEMENT

To operate the City of Hermiston's Recycled Water Plant and Collection System. Providing the most efficient operation of the City's sanitary sewer and collection system in a professional, safe, cost-effective, and courteous manner.

DEPARTMENT DESCRIPTION

The recycled water department is responsible for the operation and maintenance of approximately eighty miles of sanitary sewer lines, nine sewer lift stations, three stormwater pump stations, and the recycled water treatment plant.

DEPARTMENT OBJECTIVES FY2021-22

- We will continue to work toward a Higher Performance Organization.
- We will continue to maintain an OSHA compliant work place.
- Continue routine preventative maintenance on recycled water plant, sanitary sewer system, and storm water collection systems.
- Provide quality recycled water and disposable by-products exceeding regulatory requirements.
- Operate the collection and treatment facilities in a cost effective and efficient manner.

This budget includes the costs of operation for the recycled water plant, collection system, laboratory, bio-solids disposal, and all associated costs for recycled water related activities.

EXPENDITURES

Data

Collapse All	FY19 Actuals	FY20 Actuals	2020-21 Budget	2021-22 Proposed	2021-22 Approved	2021-22 Adopted
▼ TRANSFERS	\$ 104,000	\$ 695,688	\$ 1,769,900	\$ 1,769,900	\$ 1,769,900	\$ 1,769,900
RES-UTILITY CONSTRUCTION	89,000	530,000	1,312,000	1,312,000	1,312,000	1,312,000
TRANS TO GENERAL FUND	0	35,688	297,900	297,900	297,900	297,900
RES-SANITARY SEWER DEPT EQUIP	0	130,000	160,000	160,000	160,000	160,000
TRANS TO FUND 34- PLANT EQUIP	15,000	0	0	0	0	0
▼ PERSONNEL SERVICES	1,258,914	1,467,747	1,157,000	1,178,023	1,178,023	1,178,023
SALARY & WAGES	792,365	837,377	697,725	698,177	698,177	698,177
RETIREMENT	179,481	225,409	191,735	199,044	199,044	199,044
MEDICAL, DENTAL & LIFE INS	200,856	206,554	175,335	183,032	183,032	183,032
SOCIAL SECURITY	58,925	62,146	54,905	53,456	53,456	53,456
UNEMPLOYMENT INSURANCE	1,118	116,436	5,025	4,891	4,891	4,891
OVERTIME	9,757	8,230	20,000	27,436	27,436	27,436
ACCIDENT INSURANCE	16,412	10,648	11,675	11,386	11,386	11,386
EMPR CONTRIB DEFERRED COMP	0	947	600	600	600	600
▼ MATERIALS & SERVICES	1,052,796	1,191,932	1,121,970	1,194,900	1,194,900	1,194,900
CHEMICALS	229,124	289,475	290,000	290,000	290,000	290,000
ELECTRICITY	202,264	187,998	180,000	180,000	180,000	180,000
MISCELLANEOUS CONTRACTUAL	155,283	195,181	175,000	175,000	175,000	175,000
PARTS FOR OPERATING EQUIP	133,819	122,689	90,000	90,000	90,000	90,000
OTHER PROFESSIONAL SERVICES	39,585	62,583	51,320	90,000	90,000	90,000
PROPERTY & LIABILITY INS	63,262	71,923	72,000	72,000	72,000	72,000
REPAIRS-MACHINERY & EQUIP	35,600	62,575	55,000	75,000	75,000	75,000
MINOR/SAFETY EQUIP	29,402	32,181	30,000	35,000	35,000	35,000
MEDICAL & LAB SUPPLIES	28,440	25,804	25,000	25,000	25,000	25,000
BILLING/MAILING SERVICES	17,657	20,330	17,100	17,100	17,100	17,100
MOTOR VEHICLE FUEL & OIL	17,409	16,667	16,000	16,000	16,000	16,000
LICENSES & PERMITS	17,402	15,133	16,000	16,000	16,000	16,000
FUEL-OTHER THAN VEHICLE	17,397	16,427	15,000	15,000	15,000	15,000
LEASED VEHICLES	0	12,555	14,500	20,550	20,550	20,550
REPAIRS-OFFICE EQUIPMENT	7,454	1,557	19,000	19,000	19,000	19,000
TRAVEL & TRAINING	6,945	9,256	11,000	11,000	11,000	11,000
TELEPHONE	10,577	10,265	9,000	9,900	9,900	9,900
ACCOUNTING & AUDITING	10,249	10,628	6,600	7,500	7,500	7,500
POSTAGE	7,394	4,375	6,000	6,000	6,000	6,000
OFFICE SUPPLIES	5,921	6,802	4,600	4,600	4,600	4,600
LAUNDRY & OTHER SANITATION	3,875	4,645	4,500	5,900	5,900	5,900
LUBE-OTHER THAN VEHICLE	5,272	3,523	4,000	4,000	4,000	4,000
DUES & MEMBERSHIP	2,946	3,119	3,500	3,500	3,500	3,500
MOTOR VEHICLE PARTS	1,964	1,176	3,000	3,000	3,000	3,000
CLEAN/SANITATION SUPPLIES	1,735	1,777	1,350	1,350	1,350	1,350
CONCRETE SUPPLIES	177	1,039	1,000	1,000	1,000	1,000
PLUMBING & SEWAGE SUPPLIES	749	711	500	500	500	500

FOOD & MISCELLANEOUS	758	550	500	500	500	500
PAINT & PAINT SUPPLIES	90	935	500	500	500	500
OVER AND SHORTS	23	53	0	0	0	0
AG & HORT SUPPLIES	23	0	0	0	0	0
▼ DEBT SERVICE	1,013,873	1,007,400	1,010,208	874,156	874,156	874,156
BOND PRINCIPAL 2020 UTILITY	0	0	0	467,500	467,500	467,500
PRINCIPAL CWSRF LOANS	446,867	458,943	471,344	0	0	0
INTEREST CWSRF LOANS	297,925	279,904	268,858	0	0	0
BOND INTEREST 2014 BONDS	96,350	93,250	90,950	88,100	88,100	88,100
BOND PRINCIPAL 2014 BONDS	65,000	67,500	70,000	72,500	72,500	72,500
BOND INTEREST 2020 UTILITY	0	0	0	138,950	138,950	138,950
BOND PRINCIPAL 2017 UTILITY	60,000	62,500	65,000	65,000	65,000	65,000
BOND INTEREST 2017 UTILITY	47,731	45,303	44,056	42,106	42,106	42,106
▼ CONTINGENCY	0	0	0	1,078,151	1,078,151	1,078,151
CONTINGENCY	0	0	0	1,078,151	1,078,151	1,078,151
▼ CAPITAL OUTLAY	19,896	106,751	0	0	0	0
OTHER EQUIPMENT	19,896	106,751	0	0	0	0
Total	\$ 3,449,479	\$ 4,469,518	\$ 5,059,078	\$ 6,095,130	\$ 6,095,130	\$ 6,095,130



Where Life is Sweet

WATER PRODUCTION & MAINTENANCE

MISSION AND OBJECTIVES

MISSION STATEMENT

To provide a continuous supply of potable drinking water and non-potable water for domestic, commercial, industrial use and fire protection, in a safe, efficient and courteous manner.

DEPARTMENT DESCRIPTION

The Hermiston Water Department (HWD) is responsible for two independent water systems. The City system produces explicitly potable water for domestic, commercial and industrial use. The Regional system produces both potable and non –potable water for the Regional Water users. HWD is regulated by Federal and State drinking water regulations.

DEPARTMENT OBJECTIVES 2021-22

- Carry on operations with a High-Performance attitude and direction.
- Continue full operations of the entire waterworks system while conforming to OR-OSHA, Oregon Health & EPA regulations.
- Re-engage proactively in operations & maintenance that has been in the reactive stages due to personnel deficiency & higher workloads.

EXPENDITURES

Data

Collapse All	FY19 Actuals	FY20 Actuals	2020-21 Budget	2021-22 Proposed	2021-22 Approved	2021-22 Adopted
▼ DEBT SERVICE	\$ 1,023,757	\$ 1,017,461	\$ 1,460,208	\$ 1,251,641	\$ 1,251,641	\$ 1,251,641
BOND PRINCIPAL 2020 UTILITY	0	0	0	467,500	467,500	467,500
PRINCIPAL CWSRF LOANS	446,867	458,943	471,344	0	0	0
PRINCIPAL NE WATER TOWER LOAN	0	0	350,000	239,140	239,140	239,140
INTEREST CWSRF LOANS	297,925	279,903	268,858	0	0	0
BOND INTEREST 2014 BONDS	96,350	93,700	90,950	88,100	88,100	88,100
INTEREST NE WATER TOWER LOAN	0	0	100,000	138,345	138,345	138,345
BOND PRINCIPAL 2014 BONDS	65,000	67,500	70,000	72,500	72,500	72,500
BOND INTEREST 2020 UTILITY	0	0	0	138,950	138,950	138,950
BOND PRINCIPAL 2017 UTILITY	60,000	62,500	65,000	65,000	65,000	65,000
BOND INTEREST 2017 UTILITY	47,731	45,304	44,056	42,106	42,106	42,106
PENNY AVE NOTE PRINCIPAL	8,967	9,415	0	0	0	0
PENNY AVE NOTE INTEREST	917	196	0	0	0	0
▼ PERSONNEL SERVICES	1,146,168	1,314,845	840,695	936,829	936,829	936,829
SALARY & WAGES	678,939	700,442	463,460	516,468	516,468	516,468
MEDICAL, DENTAL & LIFE INS	190,644	199,460	143,865	170,154	170,154	170,154
RETIREMENT	179,423	216,375	152,640	157,016	157,016	157,016
SOCIAL SECURITY	52,738	53,651	37,750	39,525	39,525	39,525
OVERTIME	29,831	24,943	30,000	42,771	42,771	42,771
UNEMPLOYMENT INSURANCE	1,005	110,180	3,455	3,617	3,617	3,617
ACCIDENT INSURANCE	13,588	9,168	9,325	7,078	7,078	7,078
EMPR CONTRIB DEFERRED COMP	0	626	200	200	200	200
▼ MATERIALS & SERVICES	743,089	721,328	901,350	1,002,350	1,002,350	1,002,350
ELECTRICITY	213,594	197,117	260,000	260,000	260,000	260,000
OTHER PROFESSIONAL SERVICES	28,367	113,610	109,000	179,000	179,000	179,000
MISCELLANEOUS CONTRACTUAL	161,724	86,104	115,000	115,000	115,000	115,000
PLUMBING & SEWAGE SUPPLIES	131,266	77,026	105,000	130,000	130,000	130,000
PROPERTY & LIABILITY INS	43,731	31,454	48,000	48,000	48,000	48,000
REGIONAL WATER	0	0	50,000	50,000	50,000	50,000
CHEMICALS	28,416	28,028	32,000	32,000	32,000	32,000
PARTS FOR OPERATING EQUIP	28,054	41,092	28,000	28,000	28,000	28,000
WATER SAMPLES	13,090	26,580	25,825	25,825	25,825	25,825
BILLING/MAILING SERVICES	18,149	23,558	17,100	17,100	17,100	17,100
LEASED VEHICLES	0	25,954	19,000	19,000	19,000	19,000
DUES & MEMBERSHIP	644	880	21,850	21,850	21,850	21,850
MOTOR VEHICLE FUEL & OIL	11,417	9,559	13,000	14,000	14,000	14,000
REPAIRS-OPERATING EQUIP	16,588	7,026	10,000	10,000	10,000	10,000
MINOR/SAFETY EQUIP	6,995	9,683	6,000	11,000	11,000	11,000
ACCOUNTING & AUDITING	10,249	14,625	6,600	6,600	6,600	6,600
OFFICE SUPPLIES	5,796	7,190	8,000	8,000	8,000	8,000
TELEPHONE	4,965	6,052	6,600	6,600	6,600	6,600
TRAVEL & TRAINING	7,193	2,442	5,800	5,800	5,800	5,800

REPAIRS-MOTOR VEHICLES	5,252	3,670	3,500	3,500	3,500	3,500
MOTOR VEHICLE PARTS	2,406	3,090	3,750	3,750	3,750	3,750
REPAIRS-OFFICE EQUIPMENT	615	1,319	2,000	2,000	2,000	2,000
LUBE-OTHER THAN VEHICLE	1,239	751	1,500	1,500	1,500	1,500
POSTAGE	1,159	1,098	1,000	1,000	1,000	1,000
FUEL-OTHER THAN VEHICLE	615	335	700	700	700	700
CONCRETE SUPPLIES	503	501	500	500	500	500
REPAIRS-MACHINERY & EQUIP	206	1,007	400	400	400	400
FOOD & MISCELLANEOUS	175	485	450	450	450	450
PAINT & PAINT SUPPLIES	165	321	375	375	375	375
EQUIPMENT RENT ALLOWANCE	305	428	250	250	250	250
CLEAN/SANITATION SUPPLIES	188	290	150	150	150	150
OVER AND SHORTS	23	53	0	0	0	0
▼ TRANSFERS	259,000	597,187	929,800	929,800	929,800	929,800
RES-CIP WATER PROJECTS	190,000	550,000	670,000	670,000	670,000	670,000
TRANS TO GENERAL FUND	0	35,687	259,800	259,800	259,800	259,800
TRANSFER TO RES-EQUIPMENT	69,000	0	0	0	0	0
RES- TRAFFIC CONTROL 11TH & EL	0	11,500	0	0	0	0
▼ CONTINGENCY	0	0	455,072	1,078,152	1,078,152	1,078,152
CONTINGENCY	0	0	0	1,078,152	1,078,152	1,078,152
CONTINGENCY	0	0	455,072	0	0	0
▼ CAPITAL OUTLAY	0	8,645	0	0	0	0
OTHER EQUIPMENT	0	8,645	0	0	0	0
Total	\$ 3,172,014	\$ 3,659,466	\$ 4,587,125	\$ 5,198,772	\$ 5,198,772	\$ 5,198,772



Where Life is Sweet

HERMISTON ENERGY SERVICES

MISSION AND OBJECTIVES

MISSION STATEMENT

To provide the citizen-owners of Hermiston Energy Services with safe and reliable electric service at comparable and affordable prices.

DEPARTMENT DESCRIPTION

HES has completed 18 calendar years of operation. During that time, HES has spent millions on system improvements, underground replacements, and line extensions.

HES's single largest cost is wholesale power and transmission costs from the Bonneville Power Administration (BPA). Over the last ten years, HES's wholesale power provider, Bonneville Power Administration (BPA) has increased the cost by approximately 36 percent to Hermiston Energy Services and other public utilities throughout the Northwest. HES's wholesale power costs comprise over 60% of its total operating expenses.

In January of 2021, HES implemented a 6.98% rate increase and will have the second phase of 6.9% implemented on October 1, 2021.

In October BPA will increase HES rates by approximately 2%.

RESOURCES

Data

Collapse All	FY19 Actuals	FY20 Actuals	2020-21 Budget	2021-22 Proposed	2021-22 Approved	2021-22 Adopted
▼ HERMISTON ENERGY SERVICES SERVICE CHARGES	\$ 9,105,483	\$ 8,581,271	\$ 9,159,367	\$ 9,483,323	\$ 9,483,323	\$ 9,483,323
ENERGY SERVICES	8,819,275	8,524,489	8,879,367	9,283,323	9,283,323	9,283,323
MISCELLANEOUS ENERGY SERVICES	286,208	56,782	280,000	200,000	200,000	200,000
▼ CASH FORWARD	0	0	1,532,898	2,335,134	2,335,134	2,335,134
CASH FORWARD	0	0	1,532,898	2,335,134	2,335,134	2,335,134
▼ TRANSFERS FROM	450,000	700,000	500,000	0	0	0
TRANS FROM FUND 33- ELECTRICTY	450,000	450,000	0	0	0	0
TRANS FM RESERVE FUND	0	250,000	500,000	0	0	0
▼ INTEREST	86,359	72,267	30,000	10,000	10,000	10,000
INTEREST ON INVESTMENTS	86,359	72,267	30,000	10,000	10,000	10,000
Total	\$ 9,641,842	\$ 9,353,538	\$ 11,222,265	\$ 11,828,457	\$ 11,828,457	\$ 11,828,457

EXPENDITURES

Data

Collapse All	FY19 Actuals	FY20 Actuals	2020-21 Budget	2021-22 Proposed	2021-22 Approved	2021-22 Adopted
▼ MATERIALS & SERVICES	\$ 7,394,829	\$ 7,547,856	\$ 7,883,025	\$ 7,921,866	\$ 7,921,866	\$ 7,921,866
POWER PURCHASES-BPA	4,905,748	4,977,980	5,161,694	5,233,258	5,233,258	5,233,258
OTHER PROFESSIONAL SERVICES	1,563,106	1,608,513	1,604,775	1,604,775	1,604,775	1,604,775
IN LIEU OF TAXES	618,081	601,537	621,556	663,833	663,833	663,833
STREET LIGHTS	112,381	115,830	115,000	115,000	115,000	115,000
CONSERVATION SERVICES	49,841	77,723	130,000	130,000	130,000	130,000
DUES & MEMBERSHIP	40,483	59,098	50,000	50,000	50,000	50,000
MISCELLANEOUS CONTRACTUAL	41,181	41,938	50,000	50,000	50,000	50,000
ENERGY ASSISTANCE (HEAT)	15,000	17,500	100,000	25,000	25,000	25,000
PROPERTY & LIABILITY INS	27,110	27,924	29,000	29,000	29,000	29,000
TRAVEL & TRAINING	10,601	9,498	11,000	11,000	11,000	11,000
ACCOUNTING & AUDITING	5,125	5,231	3,500	3,500	3,500	3,500
OFFICE SUPPLIES	2,078	2,317	2,500	2,500	2,500	2,500
MINOR/SAFETY EQUIP	2,741	1,444	2,500	2,500	2,500	2,500
TELEPHONE	1,287	1,304	1,500	1,500	1,500	1,500
OVER AND SHORTS	66	19	0	0	0	0
▼ CONTINGENCY	0	0	1,491,337	2,038,551	2,038,551	2,038,551
CONTINGENCY	0	0	1,491,337	2,038,551	2,038,551	2,038,551
▼ DEBT SERVICE	1,070,545	1,067,140	1,069,413	1,070,750	1,070,750	1,070,750
BOND PRINCIPAL -2016 HES	605,000	615,000	625,000	640,000	640,000	640,000
BOND INTEREST-2016 HES	465,545	452,140	444,413	430,750	430,750	430,750
▼ CAPITAL OUTLAY	619,013	290,527	450,000	450,000	450,000	450,000
CAPITAL IMPROVEMENTS	619,013	290,527	450,000	450,000	450,000	450,000
▼ PERSONNEL SERVICES	296,483	395,323	170,690	189,490	189,490	189,490
SALARY & WAGES	207,355	218,303	108,430	120,352	120,352	120,352
RETIREMENT	42,399	54,650	26,935	32,594	32,594	32,594
MEDICAL, DENTAL & LIFE INS	29,205	32,275	24,990	25,194	25,194	25,194
UNEMPLOYMENT INSURANCE	289	72,151	760	843	843	843
SOCIAL SECURITY	15,398	16,148	8,295	9,215	9,215	9,215
ACCIDENT INSURANCE	1,837	1,357	1,180	1,192	1,192	1,192
EMPR CONTRIB DEFERRED COMP	0	439	100	100	100	100
▼ TRANSFERS	0	30,000	157,800	157,800	157,800	157,800
TRANS TO GENERAL FUND	0	30,000	157,800	157,800	157,800	157,800
Total	\$ 9,380,870	\$ 9,330,846	\$ 11,222,265	\$ 11,828,457	\$ 11,828,457	\$ 11,828,457

**THIS PAGE IS LEFT
INTENTIONALLY BLANK**



Where Life is Sweet

REGIONAL WATER

MISSION AND OBJECTIVES

MISSION STATEMENT

To provide a continuous supply of potable drinking water & non-potable water for domestic, commercial, industrial use, and fire protection, in a safe, efficient, and courteous manner.

DEPARTMENT DESCRIPTION

The Hermiston Water Department (HWD) is responsible for two independent water systems. The City system produces explicitly potable water for domestic, commercial, and industrial use. The Regional system produces both potable and non –potable water for the Regional Water users. The HWD is regulated by Federal and State drinking water regulations.

DEPARTMENT OBJECTIVES FY 2021-22

- Carry on operations with a High-Performance attitude and direction.
- Continue full operations of the entire waterworks system while conforming to OR-OSHA, Oregon Health & EPA regulations.
- Re-engage proactively in operations & maintenance that has been in the reactive stages due to personnel deficiency & higher workloads.

REGIONAL WATER FUND RESOURCES

Data

Collapse All	FY19 Actuals	FY20 Actuals	2020-21 Budget	2021-22 Proposed	2021-22 Approved	2021-22 Adopted
▼ SERVICE CHARGES	\$ 987,378	\$ 1,070,235	\$ 1,030,000	\$ 1,260,000	\$ 1,260,000	\$ 1,260,000
NON-POTABLE WATER RECEIPTS	738,612	911,176	850,000	1,050,000	1,050,000	1,050,000
POTABLE WATER RECEIPTS	192,581	159,059	180,000	210,000	210,000	210,000
REIMBURSEMENT FEES	56,179	0	0	0	0	0
VADATA FRANCHISE FEE	6	0	0	0	0	0
▼ NON-REVENUE RECEIPTS	808,038	143,193	250,000	250,000	250,000	250,000
REIMBURSE DIRECT EXPENSE	808,038	143,193	250,000	250,000	250,000	250,000
▼ CASH FORWARD	0	0	196,000	264,591	264,591	264,591
CASH FORWARD	0	0	196,000	264,591	264,591	264,591
▼ INTEREST	5,127	3,211	1,000	1,000	1,000	1,000
INTEREST ON INVESTMENTS	5,127	3,211	1,000	1,000	1,000	1,000
Total	\$ 1,800,543	\$ 1,216,639	\$ 1,477,000	\$ 1,775,591	\$ 1,775,591	\$ 1,775,591

CONSOLIDATED REGIONAL WATER EXPENDITURES By department

Data

	FY19 Actuals	FY20 Actuals	2020-21 Budget	2021-22 Proposed	2021-22 Approved	2021-22 Adopted
NON-DEPARTMENTAL	\$ 1,121,551	\$ 554,044	\$ 420,700	\$ 1,031,889	\$ 1,031,889	\$ 1,031,889
RIVER INTAKE STATION	373,229	320,123	352,320	353,117	353,117	353,117
NON-POTABLE WATER	160,584	144,317	220,280	221,018	221,018	221,018
POTABLE WATER	160,311	152,167	164,820	169,567	169,567	169,567
Total	\$ 1,815,675	\$ 1,170,651	\$ 1,158,120	\$ 1,775,591	\$ 1,775,591	\$ 1,775,591

CONSOLIDATED REGIONAL WATER EXPENDITURES

By category

Data

Collapse All	FY19 Actuals	FY20 Actuals	2020-21 Budget	2021-22 Proposed	2021-22 Approved	2021-22 Adopted
▶ MATERIALS & SERVICES	\$ 1,550,764	\$ 741,579	\$ 666,600	\$ 666,600	\$ 666,600	\$ 666,600
▶ CONTINGENCY	0	0	0	615,189	615,189	615,189
▶ PERSONNEL SERVICES	208,731	217,072	235,120	237,402	237,402	237,402
▼ TRANSFERS	56,180	212,000	256,400	256,400	256,400	256,400
RES-REPAIR & REPLACEMENT	56,180	200,000	200,000	200,000	200,000	200,000
TRANS TO GENERAL FUND	0	12,000	56,400	56,400	56,400	56,400
Total	\$ 1,815,675	\$ 1,170,651	\$ 1,158,120	\$ 1,775,591	\$ 1,775,591	\$ 1,775,591

NON-POTABLE WATER EXPENDITURES

Data

Collapse All	FY19 Actuals	FY20 Actuals	2020-21 Budget	2021-22 Proposed	2021-22 Approved	2021-22 Adopted
▼ MATERIALS & SERVICES	\$ 100,249	\$ 70,875	\$ 145,350	\$ 145,350	\$ 145,350	\$ 145,350
ELECTRICITY	75,236	65,526	89,000	89,000	89,000	89,000
PARTS FOR OPERATING EQUIP	13,518	3,925	24,000	24,000	24,000	24,000
MISCELLANEOUS CONTRACTUAL	9,849	0	25,000	25,000	25,000	25,000
RW- PURCHASE-NON-POTABLE WATER	0	0	5,000	5,000	5,000	5,000
FUEL-OTHER THAN VEHICLE	1,307	1,134	1,300	1,300	1,300	1,300
MINOR/SAFETY EQUIP	339	0	1,000	1,000	1,000	1,000
PLUMBING & SEWAGE SUPPLIES	0	290	50	50	50	50
▼ PERSONNEL SERVICES	60,335	73,442	74,930	75,668	75,668	75,668
SALARY & WAGES	31,366	38,919	35,370	35,976	35,976	35,976
RETIREMENT	10,038	14,029	14,885	11,828	11,828	11,828
OVERTIME	6,850	5,464	10,000	14,257	14,257	14,257
MEDICAL, DENTAL & LIFE INS	8,317	10,652	9,995	10,078	10,078	10,078
SOCIAL SECURITY	2,643	3,168	3,470	2,754	2,754	2,754
ACCIDENT INSURANCE	1,071	855	860	493	493	493
UNEMPLOYMENT INSURANCE	50	339	320	252	252	252
EMPR CONTRIB DEFERRED COMP	0	16	30	30	30	30
Total	\$ 160,584	\$ 144,317	\$ 220,280	\$ 221,018	\$ 221,018	\$ 221,018

POTABLE WATER EXPENDITURES

Data

Collapse All	FY19 Actuals	FY20 Actuals	2020-21 Budget	2021-22 Proposed	2021-22 Approved	2021-22 Adopted
▼ MATERIALS & SERVICES	\$ 99,560	\$ 80,893	\$ 92,750	\$ 96,750	\$ 96,750	\$ 96,750
ELECTRICITY	54,312	49,210	60,000	60,000	60,000	60,000
CHEMICALS	9,600	14,471	13,000	13,000	13,000	13,000
WATER SAMPLES	4,442	11,545	10,000	10,000	10,000	10,000
PARTS FOR OPERATING EQUIP	29,123	955	0	4,000	4,000	4,000
RW- PURCHASE-POTABLE WATER	0	0	5,000	5,000	5,000	5,000
MISCELLANEOUS CONTRACTUAL	1,241	3,499	3,500	3,500	3,500	3,500
MEDICAL & LAB SUPPLIES	659	1,190	1,000	1,000	1,000	1,000
MINOR/SAFETY EQUIP	9	0	150	150	150	150
PLUMBING & SEWAGE SUPPLIES	174	23	100	100	100	100
▼ PERSONNEL SERVICES	60,751	71,274	72,070	72,817	72,817	72,817
SALARY & WAGES	31,777	38,158	35,370	35,976	35,976	35,976
RETIREMENT	9,918	13,656	14,230	11,828	11,828	11,828
MEDICAL, DENTAL & LIFE INS	8,504	10,452	9,995	10,078	10,078	10,078
OVERTIME	6,831	5,099	8,000	11,406	11,406	11,406
SOCIAL SECURITY	2,610	3,083	3,320	2,754	2,754	2,754
ACCIDENT INSURANCE	1,062	603	820	493	493	493
UNEMPLOYMENT INSURANCE	49	207	305	252	252	252
EMPR CONTRIB DEFERRED COMP	0	16	30	30	30	30
Total	\$ 160,311	\$ 152,167	\$ 164,820	\$ 169,567	\$ 169,567	\$ 169,567

RIVER INTAKE STATION EXPENDITURES

Data

Collapse All	FY19 Actuals	FY20 Actuals	2020-21 Budget	2021-22 Proposed	2021-22 Approved	2021-22 Adopted
▼ MATERIALS & SERVICES	\$ 285,584	\$ 247,767	\$ 264,200	\$ 264,200	\$ 264,200	\$ 264,200
ELECTRICITY	255,865	235,107	255,000	255,000	255,000	255,000
PARTS FOR OPERATING EQUIP	22,257	9,913	0	4,000	4,000	4,000
MISCELLANEOUS CONTRACTUAL	7,239	2,323	5,000	5,000	5,000	5,000
PARTS FOR OPERATING EQUIP	0	0	4,000	0	0	0
MINOR/SAFETY EQUIP	223	401	100	100	100	100
PLUMBING & SEWAGE SUPPLIES	0	23	100	100	100	100
▼ PERSONNEL SERVICES	87,645	72,356	88,120	88,917	88,917	88,917
SALARY & WAGES	38,794	28,427	38,710	39,375	39,375	39,375
OVERTIME	17,476	16,784	15,000	21,386	21,386	21,386
RETIREMENT	14,981	13,786	17,625	12,948	12,948	12,948
MEDICAL, DENTAL & LIFE INS	10,841	9,355	11,245	11,337	11,337	11,337
SOCIAL SECURITY	3,955	3,126	4,110	3,015	3,015	3,015
ACCIDENT INSURANCE	1,524	767	1,015	540	540	540
UNEMPLOYMENT INSURANCE	74	95	375	276	276	276
EMPR CONTRIB DEFERRED COMP	0	16	40	40	40	40
Total	\$ 373,229	\$ 320,123	\$ 352,320	\$ 353,117	\$ 353,117	\$ 353,117

NON-DEPARTMENTAL EXPENDITURES

Data

Collapse All	FY19 Actuals	FY20 Actuals	2020-21 Budget	2021-22 Proposed	2021-22 Approved	2021-22 Adopted
▼ MATERIALS & SERVICES	\$ 1,065,371	\$ 342,044	\$ 164,300	\$ 160,300	\$ 160,300	\$ 160,300
MISCELLANEOUS CONTRACTUAL	1,012,174	275,160	100,000	100,000	100,000	100,000
PARTS FOR OPERATING EQUIP	19,235	11,362	11,100	11,100	11,100	11,100
PROPERTY & LIABILITY INS	11,284	8,581	12,500	12,500	12,500	12,500
ACCOUNTING & AUDITING	5,125	31,063	3,500	3,500	3,500	3,500
TELEPHONE	6,413	7,335	7,000	7,000	7,000	7,000
LEASED VEHICLES	0	0	10,000	10,000	10,000	10,000
TRAVEL & TRAINING	4,859	1,516	4,000	4,000	4,000	4,000
MINOR/SAFETY EQUIP	1,605	911	3,500	3,500	3,500	3,500
MOTOR VEHICLE FUEL & OIL	2,905	3,093	2,500	2,500	2,500	2,500
OTHER PROFESSIONAL SERVICES	1,030	1,238	1,800	1,800	1,800	1,800
MOTOR VEHICLE PARTS	500	836	2,000	2,000	2,000	2,000
CITY OF UMATILLA VADATA 5%	0	192	1,500	1,500	1,500	1,500
PARTS FOR OPERATING EQUIP	0	0	4,000	0	0	0
LUBE-OTHER THAN VEHICLE	133	240	600	600	600	600
OFFICE SUPPLIES	108	517	200	200	200	200
PLUMBING & SEWAGE SUPPLIES	0	0	100	100	100	100
▼ CONTINGENCY	0	0	0	615,189	615,189	615,189
CONTINGENCY	0	0	0	615,189	615,189	615,189
▼ TRANSFERS	56,180	212,000	256,400	256,400	256,400	256,400
RES-REPAIR & REPLACEMENT	56,180	200,000	200,000	200,000	200,000	200,000
TRANS TO GENERAL FUND	0	12,000	56,400	56,400	56,400	56,400
Total	\$ 1,121,551	\$ 554,044	\$ 420,700	\$ 1,031,889	\$ 1,031,889	\$ 1,031,889



Where Life is Sweet

EOTEC OPERATIONS

MISSION AND OBJECTIVES

MISSION STATEMENT

To serve as a critical piece of the region's tourism and convention/trade show market by operating a high quality, multi-purpose facility which accommodates private, civic, commercial and cultural related uses.

DEPARTMENT DESCRIPTION

Opened in 2016, the Eastern Oregon Trade and Events Center is operated on a contract basis with VenuWorks through a management fee structure. VenuWorks provides day-to-day operation and maintenance of the facility as well as booking and management of events, to include the Umatilla County Fair, the Farm City Pro Rodeo, various trade shows, livestock shows, cultural events, various conventions as well as private functions utilizing the multi-use capability of the entire facility.

DEPARTMENT OBJECTIVES FY 2021-22

- Continue to market EOTEC to the national convention and tourism industry as a premier facility for a number of state, regional and national events.
- Continue the process of building out the necessary infra-structure to realize the full potential of all that EOTEC has to offer.
- Continue to provide prudent management of the facility in a cost-effective, deliberate manner for the benefit of the city of Hermiston as well as the entire region.

RESOURCES

Data

Collapse All	FY19 Actuals	FY20 Actuals	2020-21 Budget	2021-22 Proposed	2021-22 Approved	2021-22 Adopted
▼ SERVICE CHARGES	\$ 306,603	\$ 345,904	\$ 300,000	\$ 300,000	\$ 300,000	\$ 300,000
EVENT REVENUE	306,603	345,904	300,000	300,000	300,000	300,000
▼ TRANSFERS FROM	231,498	176,519	95,000	95,000	95,000	95,000
TRANS FROM 05 FUND-TPA	121,498	114,938	95,000	95,000	95,000	95,000
TRANS FROM 05 FUND-TRT	110,000	60,750	0	0	0	0
TRANS FROM FUND 36 FF&C TPA	0	831	0	0	0	0
▼ FROM OTHER AGENCIES	235,574	75,000	75,000	75,000	75,000	75,000
CONTRIBUTION FROM COUNTY	235,574	75,000	75,000	75,000	75,000	75,000
▼ MISCELLANEOUS REVENUE	199,696	165,000	90,000	25,000	25,000	25,000
DONATIONS	194,000	165,000	90,000	25,000	25,000	25,000
MISCELLANEOUS REVENUES	5,696	0	0	0	0	0
▼ CASH FORWARD	0	0	99,000	132,793	132,793	132,793
CASH FORWARD	0	0	99,000	132,793	132,793	132,793
▼ INTEREST	1,913	2,213	0	0	0	0
INTEREST ON INVESTMENTS	1,913	2,213	0	0	0	0
Total	\$ 975,284	\$ 764,636	\$ 659,000	\$ 627,793	\$ 627,793	\$ 627,793

EXPENDITURES

Data

Collapse All	FY19 Actuals	FY20 Actuals	2020-21 Budget	2021-22 Proposed	2021-22 Approved	2021-22 Adopted
▼ MATERIALS & SERVICES	\$ 344,069	\$ 343,679	\$ 354,000	\$ 377,793	\$ 377,793	\$ 377,793
VW DIRECT OTHER COSTS	226,949	230,770	237,700	237,700	237,700	237,700
MANAGEMENT FEES	109,620	112,909	116,300	119,900	119,900	119,900
OPERATING SUBSIDY/VENUWORKS	0	0	0	20,193	20,193	20,193
AUDIT & ACCOUNTING	7,500	0	0	0	0	0
▼ PERSONNEL SERVICES	313,372	307,933	305,000	250,000	250,000	250,000
VW DIRECT PERSONNEL EXPENSES	313,372	307,933	305,000	250,000	250,000	250,000
▼ DEBT SERVICE	258,580	252,734	0	0	0	0
BRIDGE LOAN PRINCIPAL	244,456	247,158	0	0	0	0
BRIDGE LOAN INTEREST	14,124	5,576	0	0	0	0
Total	\$ 916,021	\$ 904,346	\$ 659,000	\$ 627,793	\$ 627,793	\$ 627,793



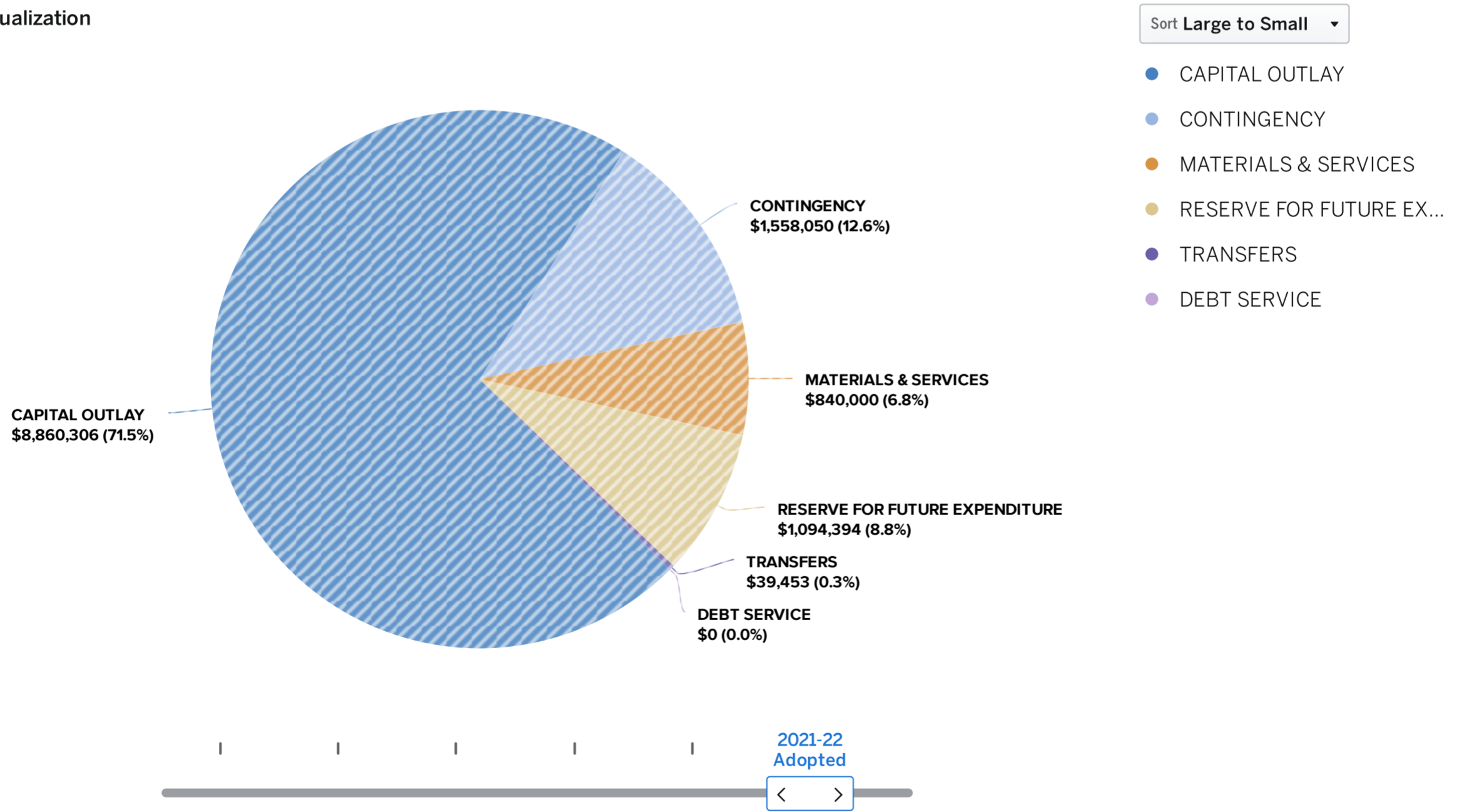
Where Life is Sweet

RESERVE FUND

FUND DESCRIPTION

This fund is used to accumulate money for long-term goals and projects of the City. Financed directly by appropriations from the operating funds and with limited revenues directly from small reimbursement projects, the reserve fund has been the major single fiscal tool which has provided the City with the stability and multiple year appropriations necessary to manage a small community in difficult financial times. The reserve fund allows the accumulation of resources to accomplish specifically authorized goals contained in the resolution which must be adopted to establish each account.

Visualization



RESOURCES

Data

Collapse All	FY19 Actuals	FY20 Actuals	2020-21 Budget	2021-22 Proposed	2021-22 Approved	2021-22 Adopted
▼ CASH FORWARD	\$ 0	\$ 0	\$ 6,248,833	\$ 5,755,258	\$ 5,755,258	\$ 5,755,258
CASH FORWARD	0	0	6,248,833	5,755,258	5,755,258	5,755,258
▼ TRANSFERS FROM	1,622,483	2,726,359	3,948,256	3,454,450	3,454,450	3,454,450
TRANSFER FROM UTILITY FUND	348,000	1,221,500	2,142,000	2,142,000	2,142,000	2,142,000
TRANSFER FROM GENERAL FUND	918,115	647,407	791,106	596,200	596,200	596,200
TRANSFER FROM STREET FUND	170,214	411,550	608,150	339,500	339,500	339,500
TRANSFER FROM REGIONAL WATER	0	200,000	200,000	200,000	200,000	200,000
TRANSFER FROM TRT-PARK DEVELOP	59,988	58,838	49,000	58,500	58,500	58,500
TRANSFER FROM TRT-TOURISM	59,988	58,838	49,000	58,500	58,500	58,500
TRANS FROM 23-ENTERPRISE ZONE	0	0	100,000	50,000	50,000	50,000
TRANS FROM LIBRARY SPEC REV 21	0	90,000	0	0	0	0
TRANSFER FROM TRT-HFAC	9,998	9,806	9,000	9,750	9,750	9,750
TRANS FROM REGIONAL WATER	56,180	0	0	0	0	0
TRANS FROM REC SPEC REV FUND	0	28,420	0	0	0	0
▼ FROM OTHER AGENCIES	763,196	116,800	2,007,900	2,007,900	2,007,900	2,007,900
FEDERAL GRANTS-DIRECT	170,268	116,300	2,007,900	2,007,900	2,007,900	2,007,900
STATE GRANTS	358,435	0	0	0	0	0
LOCAL GRANTS	234,493	500	0	0	0	0
▼ NON-REVENUE RECEIPTS	1,391,013	2,873,681	967,500	967,500	967,500	967,500
INTERFUND LOAN PROCEEDS	1,391,013	2,873,681	450,000	450,000	450,000	450,000
LOAN PROCEEDS-FUNLAND	0	0	405,000	405,000	405,000	405,000
FEDERAL REIMBURSEMENT-FEMA	0	0	112,500	112,500	112,500	112,500
▼ SERVICE CHARGES	115,267	214,874	155,000	155,000	155,000	155,000
FUNLAND INSURANCE CLAIM	0	0	100,000	100,000	100,000	100,000
CITY HALL INSURANCE CLAIM	0	159,890	0	0	0	0
PARK SDC'S	43,600	21,600	20,000	20,000	20,000	20,000
WATER SDC'S	43,980	17,482	20,000	20,000	20,000	20,000
SANITARY SEWER SDC'S	27,687	13,502	15,000	15,000	15,000	15,000
AIRPORT HANGAR LEASE	0	2,400	0	0	0	0
▼ MISCELLANEOUS REVENUE	107,960	425,482	52,094	52,094	52,094	52,094
FUNLAND DONATIONS	7,960	369,303	52,094	52,094	52,094	52,094
MISCELLANEOUS REVENUE	100,000	0	0	0	0	0
REIMB. FEES- VADATA/AMAZON	0	56,179	0	0	0	0
▼ INTEREST	148,212	132,935	0	0	0	0
INTEREST ON INVESTMENTS	148,212	132,935	0	0	0	0
Total	\$ 4,148,131	\$ 6,490,131	\$ 13,379,583	\$ 12,392,202	\$ 12,392,202	\$ 12,392,202

CONSOLIDATED RESERVE EXPENDITURES

By department

Data

Collapse All	FY19 Actuals	FY20 Actuals	2020-21 Budget	2021-22 Proposed	2021-22 Approved	2021-22 Adopted
▼ DEPARTMENTS	\$ 4,317,643	\$ 6,306,794	\$ 13,379,583	\$ 12,392,203	\$ 12,392,203	\$ 12,392,203
CIP - RWTP PROJECTS	419,879	412,400	1,361,925	2,711,151	2,711,151	2,711,151
AIRPORT IMPROVEMENTS	210,542	32,448	2,205,000	2,355,000	2,355,000	2,355,000
HES IMPROVEMENTS	60,927	359,201	1,458,765	1,173,765	1,173,765	1,173,765
CIP WATER PROJECTS	136,069	362,083	1,220,000	950,000	950,000	950,000
NE WATER TANK	1,944,560	2,459,991	110,000	0	0	0
UNAPPROPRIATED BALANCE	0	0	1,094,394	1,094,394	1,094,394	1,094,394
CIP STREET CONSTRUCTION	409,650	1,331,388	325,000	325,000	325,000	325,000
EOTEC EQUIPMENT	167,939	278,844	0	540,000	540,000	540,000
SKATE PARK	27,242	11,698	290,000	542,000	542,000	542,000
REPAIR/REPLACE REGIONAL	75,187	51,885	593,600	300,000	300,000	300,000
PARKS SDC	0	0	305,000	350,000	350,000	350,000
COMMUNITY ENHANCEMENTS	29,230	58,958	170,000	345,450	345,450	345,450
RES - AQUATIC CTR MAINT & REPAIR	0	1,789	826,800	105,000	105,000	105,000
SANITARY SEWER DEPT EQUIP	0	0	30,000	330,000	330,000	330,000
STREET EQUIPMENT	249,567	167,019	150,000	150,000	150,000	150,000
HIGHLAND SUMMIT BOOSTER	0	0	290,000	200,000	200,000	200,000
BICYCLE TRAILS	0	0	120,000	250,000	250,000	250,000
TRT/TOURISM	29,791	29,959	125,000	190,000	190,000	190,000
WATER DEPT EQUIPMENT	3,691	3,998	650,000	14,000	14,000	14,000
HCC MAINTENANCE & REPAIRS	0	0	604,340	21,340	21,340	21,340
HES GAS UTILITY	0	0	393,336	80,000	80,000	80,000
WATER - SDC	7,057	53,982	124,000	110,000	110,000	110,000
FUNLAND PLAYGROUND	8,175	498,993	0	0	0	0
TPA/MARKETING	21,355	0	100,000	100,000	100,000	100,000
PARK DEVELOPMENT	25,000	66,868	300,000	0	0	0
WEST HIGHLAND TRAIL	379,522	0	0	0	0	0
CITY HALL IMPROVEMENTS	6,396	125,290	190,340	0	0	0
RWTP PLANT IMPROVEMENTS	0	0	300,000	0	0	0
SANITARY SEWER - SDC	100,000	0	0	60,000	60,000	60,000
RES - NEW STREET BUILDING	0	0	0	55,650	55,650	55,650
STREET MAINTENANCE	0	0	39,453	39,453	39,453	39,453
DISC GOLF COURSE	5,864	0	0	0	0	0
CIP STREET CONSTRUCTION	0	0	2,630	0	0	0
Total	\$ 4,317,643	\$ 6,306,794	\$ 13,379,583	\$ 12,392,203	\$ 12,392,203	\$ 12,392,203

CONSOLIDATED RESERVE FUND EXPENDITURES BY CATEGORY

Data

Collapse All	FY19 Actuals	FY20 Actuals	2020-21 Budget	2021-22 Proposed	2021-22 Approved	2021-22 Adopted
▶ CAPITAL OUTLAY	\$ 3,428,353	\$ 5,428,200	\$ 8,582,480	\$ 8,860,306	\$ 8,860,306	\$ 8,860,306
▶ CONTINGENCY	0	0	1,838,050	1,558,050	1,558,050	1,558,050
▶ MATERIALS & SERVICES	879,290	555,843	1,196,363	840,000	840,000	840,000
▶ RESERVE FOR FUTURE EXPENDITURE	0	0	1,094,394	1,094,394	1,094,394	1,094,394
▼ TRANSFERS	0	322,751	668,296	39,453	39,453	39,453
TRANS. TO HES FUND-RSA	0	250,000	500,000	0	0	0
TRANSFER TO STREET FUND	0	0	39,453	39,453	39,453	39,453
TRANS TO GENERAL	0	0	128,843	0	0	0
GEER RD WATER LINE LOOP	0	72,751	0	0	0	0
▶ DEBT SERVICE	10,000	0	0	0	0	0
Total	\$ 4,317,643	\$ 6,306,794	\$ 13,379,583	\$ 12,392,203	\$ 12,392,203	\$ 12,392,203

RESERVE FOR FUTURE EXPENDITURES

PURPOSE OF RESERVE

The purpose of this reserve is to accumulate funds for potential future expenditures for a number of departments across the city.

Data

	FY19 Actuals	FY20 Actuals	2020-21 Budget	2021-22 Proposed	2021-22 Approved	2021-22 Adopted
RES- FUT EXP CIP STREET CONST	\$ 0	\$ 0	\$ 715,000	\$ 715,000	\$ 715,000	\$ 715,000
RES- FUT EXP SANIT SEWER EQUIP	0	0	180,000	180,000	180,000	180,000
RES- FUT EXP LIBRARY CAPITAL	0	0	90,000	90,000	90,000	90,000
RES- FUT EXP HPD VEH UPFITTING	0	0	40,000	40,000	40,000	40,000
RES- FUT EXP STREET EQUIPMENT	0	0	30,000	30,000	30,000	30,000
RES- FUT EXP S. 2ND ST GATEWAY	0	0	12,085	12,085	12,085	12,085
RES- FUT EXP OFFICE EQUIPMENT	0	0	10,009	10,009	10,009	10,009
RES- FUT EXP HPD EQUIPMENT	0	0	8,000	8,000	8,000	8,000
RES- FUT EXP AIRPORT HANGAR	0	0	7,800	7,800	7,800	7,800
HIGHLAND/KENNISON FIELD	0	0	1,500	1,500	1,500	1,500
Total	\$ 0	\$ 0	\$ 1,094,394	\$ 1,094,394	\$ 1,094,394	\$ 1,094,394

CONTINGENCY

Data

	FY19 Actuals	FY20 Actuals	2020-21 Budget	2021-22 Proposed	2021-22 Approved	2021-22 Adopted
PARKS SDC	\$ 0	\$ 0	\$ 135,000	\$ 350,000	\$ 350,000	\$ 350,000
SANITARY SEWER DEPT EQUIP	0	0	0	300,000	300,000	300,000
CIP - RWTP PROJECTS	0	0	100,000	193,600	193,600	193,600
HIGHLAND SUMMIT BOOSTER	0	0	290,000	100,000	100,000	100,000
TRT/TOURISM	0	0	85,000	150,000	150,000	150,000
BICYCLE TRAILS	0	0	35,000	165,000	165,000	165,000
CIP WATER PROJECTS	0	0	60,000	110,000	110,000	110,000
RWTP PLANT IMPROVEMENTS	0	0	300,000	0	0	0
HES IMPROVEMENTS	0	0	285,000	0	0	0
RES - AQUATIC CTR MAINT & REPAIR	0	0	0	85,000	85,000	85,000
REPAIR/REPLACE REGIONAL	0	0	193,600	0	0	0
SANITARY SEWER - SDC	0	0	0	60,000	60,000	60,000
PARK DEVELOPMENT	0	0	150,000	0	0	0
NE WATER TANK	0	0	110,000	0	0	0
COMMUNITY ENHANCEMENTS	0	0	0	30,450	30,450	30,450
SKATE PARK	0	0	50,000	0	0	0
WATER DEPT EQUIPMENT	0	0	0	14,000	14,000	14,000
CITY HALL IMPROVEMENTS	0	0	30,450	0	0	0
WATER - SDC	0	0	14,000	0	0	0
Total	\$ 0	\$ 0	\$ 1,838,050	\$ 1,558,050	\$ 1,558,050	\$ 1,558,050

AIRPORT IMPROVEMENTS

PURPOSE OF RESERVE

This reserve is used for large capital projects at the Airport. The fund accumulates regular General Fund Contributions each year in order to save up to pay for the City's match portion for FAA Grant funded projects. The fund also receives grant disbursements and tracks payments towards these projects.

DEPARTMENT DESCRIPTION

The FY 2021-22 request covers the bulk of a long-anticipated Apron Rehab project. This project will remove and repave nearly all of the "Apron" area (aka Airplane parking/moving) at the airport. Most of the design work and some of the actual construction will have already begun in the city fiscal year of 2021 and will carry on through the city fiscal year of 2022. Work will also begin in FY '22 on an environmental assessment for potential land acquisition.

Data

Collapse All	FY19 Actuals	FY20 Actuals	2020-21 Budget	2021-22 Proposed	2021-22 Approved	2021-22 Adopted
▼ CAPITAL OUTLAY	\$ 210,542	\$ 32,448	\$ 2,205,000	\$ 2,355,000	\$ 2,355,000	\$ 2,355,000
AIRPORT IMPROVEMENTS	210,542	32,448	2,205,000	2,355,000	2,355,000	2,355,000
Total	\$ 210,542	\$ 32,448	\$ 2,205,000	\$ 2,355,000	\$ 2,355,000	\$ 2,355,000

DISC GOLF COURSE

PURPOSE OF RESERVE

This fund was established for the purpose of developing a Disc Golf Course. This project is completed and this fund is no longer active.

Data

Collapse All	FY19 Actuals	FY20 Actuals	2020-21 Budget	2021-22 Proposed	2021-22 Approved	2021-22 Adopted
▼ MATERIALS & SERVICES	\$ 5,864	\$ 0	\$ 0	\$ 0	\$ 0	\$ 0
MISCELLANEOUS CONTRACTUAL	5,864	0	0	0	0	0
Total	\$ 5,864	\$ 0	\$ 0	\$ 0	\$ 0	\$ 0

FUNLAND PLAYGROUND

PURPOSE OF RESERVE

This reserve was established to maintain and enhance Funland Playground in Butte Park. As this park (at time of this budget publication) is nearing completion, this fund will no longer be active and in use.

Data

Collapse All	FY19 Actuals	FY20 Actuals	2020-21 Budget	2021-22 Proposed	2021-22 Approved	2021-22 Adopted
▼ CAPITAL OUTLAY	\$ 8,175	\$ 498,993	\$ 0	\$ 0	\$ 0	\$ 0
CAPITAL IMPROVEMENTS	8,175	498,993	0	0	0	0
Total	\$ 8,175	\$ 498,993	\$ 0	\$ 0	\$ 0	\$ 0

AQUATIC CENTER MAINTENANCE & REPAIR

PURPOSE OF RESERVE

This fund was established to accumulate funds for maintaining the Hermiston Family Aquatic Center which opened in 2003. Now over eighteen years old, the facility requires investment in maintaining infrastructure, to include pumps, operating systems, etc. Additionally, there are investments in energy-saving systems such as solar that have reduced the annual operating cost of the pool.

Data

Collapse All	FY19 Actuals	FY20 Actuals	2020-21 Budget	2021-22 Proposed	2021-22 Approved	2021-22 Adopted
▼ CAPITAL OUTLAY	\$ 0	\$ 1,789	\$ 816,800	\$ 0	\$ 0	\$ 0
CAPITAL IMPROVEMENTS	0	0	816,800	0	0	0
CAPITAL IMPROVEMENTS	0	1,789	0	0	0	0
▼ CONTINGENCY	0	0	0	85,000	85,000	85,000
CONTINGENCY	0	0	0	85,000	85,000	85,000
▼ MATERIALS & SERVICES	0	0	10,000	20,000	20,000	20,000
MISCELLANEOUS CONTRACTUAL	0	0	10,000	20,000	20,000	20,000
Total	\$ 0	\$ 1,789	\$ 826,800	\$ 105,000	\$ 105,000	\$ 105,000

TRT / TOURISM PROGRAMS

PURPOSE OF RESERVE

This reserve was established to support efforts dedicated to attracting tourism to Hermiston through community grants, programs, and facilities. Council has appointed a committee to make an annual recommendation regarding the allocation of funds.

Data

Collapse All	FY19 Actuals	FY20 Actuals	2020-21 Budget	2021-22 Proposed	2021-22 Approved	2021-22 Adopted
▼ CONTINGENCY	\$ 0	\$ 0	\$ 85,000	\$ 150,000	\$ 150,000	\$ 150,000
CONTINGENCY	0	0	0	150,000	150,000	150,000
CONTINGENCY	0	0	85,000	0	0	0
▼ MATERIALS & SERVICES	19,791	29,959	40,000	40,000	40,000	40,000
MISCELLANEOUS CONTRACTUAL	19,791	29,959	40,000	40,000	40,000	40,000
▼ DEBT SERVICE	10,000	0	0	0	0	0
INTERFUND LOAN REPAYMENT	10,000	0	0	0	0	0
Total	\$ 29,791	\$ 29,959	\$ 125,000	\$ 190,000	\$ 190,000	\$ 190,000

PARKS & REC DEVELOPMENT

PURPOSE OF RESERVE

A portion of the transient room tax is dedicated to city parks and recreation development administered by the Parks and Recreation Committee. The proceeds of the tax for such developments shall accumulate in this reserve and may not be diverted or utilized in any other manner.

Data

Collapse All	FY19 Actuals	FY20 Actuals	2020-21 Budget	2021-22 Proposed	2021-22 Approved	2021-22 Adopted
▼ MATERIALS & SERVICES	\$ 25,000	\$ 66,868	\$ 150,000	\$ 0	\$ 0	\$ 0
MISCELLANEOUS CONTRACTUAL	25,000	66,868	150,000	0	0	0
▼ CONTINGENCY	0	0	150,000	0	0	0
CONTINGENCY	0	0	150,000	0	0	0
Total	\$ 25,000	\$ 66,868	\$ 300,000	\$ 0	\$ 0	\$ 0

BICYCLE TRAILS

PURPOSE OF RESERVE

This reserve was established to facilitate the tracking and use of funds derived from a state-mandated outlay consisting of allocating 1% of all gasoline tax proceeds for the development of bicycle systems. This reserve fund is established to develop trails and bike lanes in accordance with the City's Bicycle and Pedestrian Plan.

Data

Collapse All	FY19 Actuals	FY20 Actuals	2020-21 Budget	2021-22 Proposed	2021-22 Approved	2021-22 Adopted
▼ CONTINGENCY	\$ 0	\$ 0	\$ 35,000	\$ 165,000	\$ 165,000	\$ 165,000
CONTINGENCY	0	0	0	165,000	165,000	165,000
CONTINGENCY	0	0	35,000	0	0	0
▼ MATERIALS & SERVICES	0	0	85,000	85,000	85,000	85,000
MISCELLANEOUS CONTRACTUAL	0	0	85,000	85,000	85,000	85,000
Total	\$ 0	\$ 0	\$ 120,000	\$ 250,000	\$ 250,000	\$ 250,000

PARKS SDC

PURPOSE OF RESERVE

The purpose of this fund is to track and collect System Development Charges (SDC) associated with new construction for the purpose of creating new recreational facilities. System Development Charges recognize the value associated with parks, trails, and other recreational facilities as essential for the quality of life.

Data

Collapse All	FY19 Actuals	FY20 Actuals	2020-21 Budget	2021-22 Proposed	2021-22 Approved	2021-22 Adopted
▼ CONTINGENCY	\$ 0	\$ 0	\$ 135,000	\$ 350,000	\$ 350,000	\$ 350,000
CONTINGENCY	0	0	0	350,000	350,000	350,000
CONTINGENCY	0	0	135,000	0	0	0
► MATERIALS & SERVICES	0	0	170,000	0	0	0
Total	\$ 0	\$ 0	\$ 305,000	\$ 350,000	\$ 350,000	\$ 350,000

SKATE PARK

PURPOSE OF RESERVE

This reserve was created to accumulate funds to acquire property and proceed with planning and construction of a skate park/teen adventure park.

Data

Collapse All	FY19 Actuals	FY20 Actuals	2020-21 Budget	2021-22 Proposed	2021-22 Approved	2021-22 Adopted
▼ CAPITAL OUTLAY	\$ 0	\$ 11,698	\$ 240,000	\$ 542,000	\$ 542,000	\$ 542,000
CAPITAL IMPROVEMENTS	0	11,698	240,000	542,000	542,000	542,000
► CONTINGENCY	0	0	50,000	0	0	0
▼ MATERIALS & SERVICES	27,242	0	0	0	0	0
MISCELLANEOUS CONTRACTUAL	27,242	0	0	0	0	0
Total	\$ 27,242	\$ 11,698	\$ 290,000	\$ 542,000	\$ 542,000	\$ 542,000

WEST HIGHLAND TRAIL

PURPOSE OF RESERVE

This reserve was established (and primarily funded by an ODOT Enhancement Grant) to track costs incurred to create a separate multi-modal trail from 13th to 23rd on the south side of West Highland Ave. This project has been completed and this fund is no longer active/in use.

Data

Collapse All	FY19 Actuals	FY20 Actuals	2020-21 Budget	2021-22 Proposed	2021-22 Approved	2021-22 Adopted
▼ MATERIALS & SERVICES	\$ 379,522	\$ 0	\$ 0	\$ 0	\$ 0	\$ 0
MISCELLANEOUS CONTRACTUAL	379,522	0	0	0	0	0
Total	\$ 379,522	\$ 0	\$ 0	\$ 0	\$ 0	\$ 0

STREET EQUIPMENT

MISSION STATEMENT/PURPOSE OF RESERVE

This reserve is for the planned replacement of equipment in the Street Department.

Data

Collapse All	FY19 Actuals	FY20 Actuals	2020-21 Budget	2021-22 Proposed	2021-22 Approved	2021-22 Adopted
▼ CAPITAL OUTLAY	\$ 249,567	\$ 167,019	\$ 150,000	\$ 150,000	\$ 150,000	\$ 150,000
STREET EQUIPMENT	249,567	167,019	150,000	150,000	150,000	150,000
Total	\$ 249,567	\$ 167,019	\$ 150,000	\$ 150,000	\$ 150,000	\$ 150,000

STREET MAINTENANCE

PURPOSE OF RESERVE

This reserve was established to maintain streets in our community by providing funding for such materials as asphalt, concrete, paint, and sign materials.

Data

Collapse All	FY19 Actuals	FY20 Actuals	2020-21 Budget	2021-22 Proposed	2021-22 Approved	2021-22 Adopted
▼ TRANSFERS	\$ 0	\$ 0	\$ 39,453	\$ 39,453	\$ 39,453	\$ 39,453
TRANSFER TO STREET FUND	0	0	39,453	39,453	39,453	39,453
Total	\$ 0	\$ 0	\$ 39,453	\$ 39,453	\$ 39,453	\$ 39,453

STREET CONSTRUCTION

PURPOSE OF RESERVE

The Street Construction Reserve was established to track costs related to overlay and reconditioning projects approved by the City Council. Hermiston has over 60 miles of paved roadways. The designation of the specific roadway segments will be made by the City Council.

Data

Collapse All	FY19 Actuals	FY20 Actuals	2020-21 Budget	2021-22 Proposed	2021-22 Approved	2021-22 Adopted
▼ CAPITAL OUTLAY	\$ 409,650	\$ 1,331,388	\$ 225,000	\$ 225,000	\$ 225,000	\$ 225,000
GEER & HARPER RD INTERSECTION	23,853	217,732	125,000	125,000	125,000	125,000
W. HERMISTON AVE OVERLAY	57,918	629,300	0	0	0	0
E. THEATER LANE ROAD	19,000	484,356	0	0	0	0
N. 1ST PLACE RECONSTRUCTION	0	0	100,000	100,000	100,000	100,000
S. 1ST BOX CULVERT	308,879	0	0	0	0	0
▼ MATERIALS & SERVICES	0	0	100,000	100,000	100,000	100,000
MISCELLANEOUS CONTRACTUAL	0	0	100,000	100,000	100,000	100,000
Total	\$ 409,650	\$ 1,331,388	\$ 325,000	\$ 325,000	\$ 325,000	\$ 325,000

PUBLIC WORKS ELM ENTRANCE

PURPOSE OF RESERVE

This reserve was established for tracking the costs associated with relocating the entrance to the Public Works Shop from NE 4th Street to Elm Street. This project was completed in FY 2017 and is no longer in use.

Data

Collapse All	FY19 Actuals	FY20 Actuals	2020-21 Budget	2021-22 Proposed	2021-22 Approved	2021-22 Adopted
▼ MATERIALS & SERVICES	\$ 0	\$ 0	\$ 2,630	\$ 0	\$ 0	\$ 0
MISCELLANEOUS CONTRACTUAL	0	0	2,630	0	0	0
Total	\$ 0	\$ 0	\$ 2,630	\$ 0	\$ 0	\$ 0

NEW STREET BUILDING

PURPOSE OF RESERVE

This reserve is for tracking the costs associated with a new Street Department building.

Data

Collapse All	FY19 Actuals	FY20 Actuals	2020-21 Budget	2021-22 Proposed	2021-22 Approved	2021-22 Adopted
▼ CAPITAL OUTLAY	\$ 0	\$ 0	\$ 0	\$ 55,650	\$ 55,650	\$ 55,650
CAPITAL IMPROVEMENTS	0	0	0	55,650	55,650	55,650
Total	\$ 0	\$ 0	\$ 0	\$ 55,650	\$ 55,650	\$ 55,650

HES GAS UTILITY

PURPOSE OF RESERVE

This reserve was originally established to accumulate funds for the possibility of establishing a natural gas utility. The decision was made in FY2020-21 to transfer the majority of these funds back to the General Fund, leaving a small remaining reserve for possible future use.

Data

Collapse All	FY19 Actuals	FY20 Actuals	2020-21 Budget	2021-22 Proposed	2021-22 Approved	2021-22 Adopted
▼ MATERIALS & SERVICES	\$ 0	\$ 0	\$ 208,843	\$ 80,000	\$ 80,000	\$ 80,000
MISCELLANEOUS CONTRACTUAL	0	0	208,843	80,000	80,000	80,000
► TRANSFERS	0	0	128,843	0	0	0
► CAPITAL OUTLAY	0	0	55,650	0	0	0
Total	\$ 0	\$ 0	\$ 393,336	\$ 80,000	\$ 80,000	\$ 80,000

SANITARY SEWER DEPT EQUIPMENT

PURPOSE OF RESERVE

The purpose of this reserve is to replace equipment in the Sanitary Sewer department.

DEPARTMENT DESCRIPTION

\$100,000 has been budgeted annually for replacement of the membrane fiber in FY2024.

Data

Collapse All	FY19 Actuals	FY20 Actuals	2020-21 Budget	2021-22 Proposed	2021-22 Approved	2021-22 Adopted
▼ CONTINGENCY	\$ 0	\$ 0	\$ 0	\$ 300,000	\$ 300,000	\$ 300,000
CONTINGENCY	0	0	0	300,000	300,000	300,000
▼ CAPITAL OUTLAY	0	0	30,000	30,000	30,000	30,000
RWTP-PUMP & MOTOR REPLACEMENT	0	0	30,000	30,000	30,000	30,000
Total	\$ 0	\$ 0	\$ 30,000	\$ 330,000	\$ 330,000	\$ 330,000

SANITARY SEWER SDC

PURPOSE OF RESERVE

This reserve account tracks reimbursement and improvement fees that shall be spent only on capital improvements associated with the wastewater system or on capacity increasing capital improvements including expenditures related to repayment of indebtedness.

Data

Collapse All	FY19 Actuals	FY20 Actuals	2020-21 Budget	2021-22 Proposed	2021-22 Approved	2021-22 Adopted
▼ CONTINGENCY	\$ 0	\$ 0	\$ 0	\$ 60,000	\$ 60,000	\$ 60,000
CONTINGENCY	0	0	0	60,000	60,000	60,000
▼ CAPITAL OUTLAY	100,000	0	0	0	0	0
SANITARY SEWER EQUIPMENT	100,000	0	0	0	0	0
Total	\$ 100,000	\$ 0	\$ 0	\$ 60,000	\$ 60,000	\$ 60,000

CIP-WATER PROJECTS

PURPOSE OF RESERVE

This account is to accumulate funds over time to address all major Water Dept. projects called for in the approved Capital Improvement Plan.

The full CIP is searchable at www.hermistonprojects.com

Data

Collapse All	FY19 Actuals	FY20 Actuals	2020-21 Budget	2021-22 Proposed	2021-22 Approved	2021-22 Adopted
▼ CAPITAL OUTLAY	\$ 136,069	\$ 289,332	\$ 1,160,000	\$ 840,000	\$ 840,000	\$ 840,000
RES- FUT EXP CIP DOWNTOWN UTILITY LINE REPLACE	0	0	400,000	300,000	300,000	300,000
WELL #6 B/U GENERATOR	0	0	320,000	320,000	320,000	320,000
RIDGEWAY WATERLINE PROJECT	0	0	410,000	20,000	20,000	20,000
RES- FUT EX CIP GLADYS & MAIN LINE REPLACE	0	0	0	100,000	100,000	100,000
RES- FUT EXP CIP N 1ST WATER LINE REPLACE WATER	0	0	0	100,000	100,000	100,000
SCADA IMPROVEMENTS	136,069	48,908	0	0	0	0
WELL 6 RESERVOIR #1 PRESERVATI	0	180,424	0	0	0	0
WELL 6 COATING & CATHODIC	0	60,000	0	0	0	0
LEAK DETECTION	0	0	30,000	0	0	0
▼ CONTINGENCY	0	0	60,000	110,000	110,000	110,000
CONTINGENCY	0	0	0	110,000	110,000	110,000
CONTINGENCY	0	0	60,000	0	0	0
▼ TRANSFERS	0	72,751	0	0	0	0
GEER RD WATER LINE LOOP	0	72,751	0	0	0	0
Total	\$ 136,069	\$ 362,083	\$ 1,220,000	\$ 950,000	\$ 950,000	\$ 950,000

NE WATER TANK

PURPOSE OF RESERVE

This reserve was created to enhance the reliability of the city's water supply by increasing stored water available in an emergency. The NE Water Tank has been completed and this fund is no longer active/in use.

Data

Collapse All	FY19 Actuals	FY20 Actuals	2020-21 Budget	2021-22 Proposed	2021-22 Approved	2021-22 Adopted
▼ CAPITAL OUTLAY	\$ 1,579,670	\$ 2,185,223	\$ 0	\$ 0	\$ 0	\$ 0
CAPITAL IMPROVEMENTS	1,579,670	2,185,223	0	0	0	0
▼ MATERIALS & SERVICES	364,890	274,768	0	0	0	0
OTHER PROFESSIONAL SERVICES	364,890	274,768	0	0	0	0
► CONTINGENCY	0	0	110,000	0	0	0
Total	\$ 1,944,560	\$ 2,459,991	\$ 110,000	\$ 0	\$ 0	\$ 0

WATER DEPT. EQUIPMENT

PURPOSE OF RESERVE

This reserve is established to replace equipment in the water department.

Data

Collapse All	FY19 Actuals	FY20 Actuals	2020-21 Budget	2021-22 Proposed	2021-22 Approved	2021-22 Adopted
▼ CAPITAL OUTLAY	\$ 3,691	\$ 3,998	\$ 650,000	\$ 0	\$ 0	\$ 0
CAPITAL IMPROVEMENTS	0	0	450,000	0	0	0
WATER DEPARTMENT EQUIPMENT	3,691	3,998	200,000	0	0	0
▼ CONTINGENCY	0	0	0	14,000	14,000	14,000
CONTINGENCY	0	0	0	14,000	14,000	14,000
Total	\$ 3,691	\$ 3,998	\$ 650,000	\$ 14,000	\$ 14,000	\$ 14,000

WATER - SDC

PURPOSE OF RESERVE

Reimbursement and improvement fees shall be spent only on capital improvements associated with the water system or on capacity increasing capital improvements including expenditures related to repayment of indebtedness.

Data

Collapse All	FY19 Actuals	FY20 Actuals	2020-21 Budget	2021-22 Proposed	2021-22 Approved	2021-22 Adopted
▼ CAPITAL OUTLAY	\$ 7,057	\$ 53,982	\$ 110,000	\$ 110,000	\$ 110,000	\$ 110,000
WATER CONSTRUCTION PROJECTS	7,057	53,982	110,000	110,000	110,000	110,000
▼ CONTINGENCY	0	0	14,000	0	0	0
CONTINGENCY	0	0	14,000	0	0	0
Total	\$ 7,057	\$ 53,982	\$ 124,000	\$ 110,000	\$ 110,000	\$ 110,000

HIGHLAND SUMMIT BOOSTER

PURPOSE OF RESERVE

This account is to accumulate funds toward the installation of a water booster pump station in Highland Summit. Future developers will be required to deposit a commensurate amount into this fund toward the installation.

Data

Collapse All	FY19 Actuals	FY20 Actuals	2020-21 Budget	2021-22 Proposed	2021-22 Approved	2021-22 Adopted
▼ CONTINGENCY	\$ 0	\$ 0	\$ 290,000	\$ 100,000	\$ 100,000	\$ 100,000
CONTINGENCY	0	0	0	100,000	100,000	100,000
CONTINGENCY	0	0	290,000	0	0	0
▼ MATERIALS & SERVICES	0	0	0	100,000	100,000	100,000
MISCELLANEOUS CONTRACTUAL	0	0	0	100,000	100,000	100,000
Total	\$ 0	\$ 0	\$ 290,000	\$ 200,000	\$ 200,000	\$ 200,000

CIP-RWTP PROJECTS

PURPOSE OF RESERVE

This account is to provide for the accumulation of funds to address all major sewer projects identified in the adopted Capital Improvement Plan. The full CIP is available for review at www.hermistonprojects.com

Data

Collapse All	FY19 Actuals	FY20 Actuals	2020-21 Budget	2021-22 Proposed	2021-22 Approved	2021-22 Adopted
▼ CAPITAL OUTLAY	\$ 419,879	\$ 412,400	\$ 1,261,925	\$ 2,517,551	\$ 2,517,551	\$ 2,517,551
7TH ST SEWER REPLACEMENT	0	0	610,000	740,001	740,001	740,001
LIFT #3 ALTERNATIVE	0	0	400,000	550,000	550,000	550,000
LIFT #4 RECONSTRUCTION	0	0	0	490,000	490,000	490,000
MCDONALD'S & 395 MAIN REPLACE	0	0	0	330,000	330,000	330,000
LIFT STATION#1 UPGRADES/REPLAC	0	216,285	107,550	107,550	107,550	107,550
MOTOR VEHICLES	309,481	0	0	0	0	0
RWTP PUMP/MOTOR REPLACE	0	0	0	100,000	100,000	100,000
RWTP MEMBRANCE REPLACE	0	0	0	100,000	100,000	100,000
LIFT #5 WETWELL UPGRADES	0	0	0	100,000	100,000	100,000
SEWER COLLECTION SYS EVAL	0	158,939	115,520	0	0	0
OTHER IMPROVEMENTS	57,000	0	0	0	0	0
UTILITY CONSTRUCTION-RWTP	53,398	0	0	0	0	0
UNDERGROUND FUEL STORAGE REPLA	0	37,176	8,855	0	0	0
7TH STREET MANHOLE REPLACEMENT	0	0	20,000	0	0	0
▼ CONTINGENCY	0	0	100,000	193,600	193,600	193,600
CONTINGENCY	0	0	0	193,600	193,600	193,600
CONTINGENCY	0	0	100,000	0	0	0
Total	\$ 419,879	\$ 412,400	\$ 1,361,925	\$ 2,711,151	\$ 2,711,151	\$ 2,711,151

REPAIR/REPLACE - REGIONAL WATER

PURPOSE OF RESERVE

This reserve was created to accumulate funds for major capital repairs and replacement to the regional water treatment system.

Data

Collapse All	FY19 Actuals	FY20 Actuals	2020-21 Budget	2021-22 Proposed	2021-22 Approved	2021-22 Adopted
▼ CAPITAL OUTLAY	\$ 75,187	\$ 51,885	\$ 400,000	\$ 300,000	\$ 300,000	\$ 300,000
REPAIR & REPLACEMENT-REGIONAL	75,187	51,885	400,000	300,000	300,000	300,000
▼ CONTINGENCY	0	0	193,600	0	0	0
CONTINGENCY	0	0	193,600	0	0	0
Total	\$ 75,187	\$ 51,885	\$ 593,600	\$ 300,000	\$ 300,000	\$ 300,000

HES IMPROVEMENTS

MISSION STATEMENT/PURPOSE OF RESERVE

This fund is to provide for future Hermiston Energy System improvements.

Data

Collapse All	FY19 Actuals	FY20 Actuals	2020-21 Budget	2021-22 Proposed	2021-22 Approved	2021-22 Adopted
▼ CAPITAL OUTLAY	\$ 60,927	\$ 109,201	\$ 673,765	\$ 1,173,765	\$ 1,173,765	\$ 1,173,765
HES IMPROVEMENTS	60,927	109,201	673,765	1,173,765	1,173,765	1,173,765
▼ TRANSFERS	0	250,000	500,000	0	0	0
TRANS. TO HES FUND-RSA	0	250,000	500,000	0	0	0
▶ CONTINGENCY	0	0	285,000	0	0	0
Total	\$ 60,927	\$ 359,201	\$ 1,458,765	\$ 1,173,765	\$ 1,173,765	\$ 1,173,765

TPA/MARKETING FUNDS

PURPOSE OF RESERVE

This fund contains Tourism Promotion Assessment Funds for City use for marketing efforts.

Data

Collapse All	FY19 Actuals	FY20 Actuals	2020-21 Budget	2021-22 Proposed	2021-22 Approved	2021-22 Adopted
▼ MATERIALS & SERVICES	\$ 21,355	\$ 0	\$ 100,000	\$ 100,000	\$ 100,000	\$ 100,000
MISCELLANEOUS CONTRACTUAL	21,355	0	100,000	100,000	100,000	100,000
Total	\$ 21,355	\$ 0	\$ 100,000	\$ 100,000	\$ 100,000	\$ 100,000

EOTEC EQUIPMENT

PURPOSE OF RESERVE

The purpose of this fund is to accumulate funds to purchase equipment necessary for the viable operation of the Eastern Oregon Trade and Event Center facility.

Data

Collapse All	FY19 Actuals	FY20 Actuals	2020-21 Budget	2021-22 Proposed	2021-22 Approved	2021-22 Adopted
▼ CAPITAL OUTLAY	\$ 167,939	\$ 278,844	\$ 0	\$ 540,000	\$ 540,000	\$ 540,000
EOTEC EQUIPMENT	167,939	278,844	0	540,000	540,000	540,000
Total	\$ 167,939	\$ 278,844	\$ 0	\$ 540,000	\$ 540,000	\$ 540,000

HCC MAINTENANCE & REPAIRS

PURPOSE OF RESERVE

This reserve provides for the accumulation of funds to address major maintenance and repairs at the Hermiston Community Center.

Data

Collapse All	FY19 Actuals	FY20 Actuals	2020-21 Budget	2021-22 Proposed	2021-22 Approved	2021-22 Adopted
▼ CAPITAL OUTLAY	\$ 0	\$ 0	\$ 604,340	\$ 21,340	\$ 21,340	\$ 21,340
EOTEC EQUIPMENT	0	0	583,000	0	0	0
HCC MAINTENANCE & REPAIRS	0	0	21,340	21,340	21,340	21,340
Total	\$ 0	\$ 0	\$ 604,340	\$ 21,340	\$ 21,340	\$ 21,340

COMMUNITY ENHANCEMENT

PURPOSE OF RESERVE

This reserve provides for the accumulation of funds for community enhancement projects.

Data

Collapse All	FY19 Actuals	FY20 Actuals	2020-21 Budget	2021-22 Proposed	2021-22 Approved	2021-22 Adopted
▼ MATERIALS & SERVICES	\$ 29,230	\$ 58,958	\$ 170,000	\$ 315,000	\$ 315,000	\$ 315,000
MISCELLANEOUS CONTRACTUAL	29,230	58,958	170,000	315,000	315,000	315,000
▼ CONTINGENCY	0	0	0	30,450	30,450	30,450
CONTINGENCY	0	0	0	30,450	30,450	30,450
Total	\$ 29,230	\$ 58,958	\$ 170,000	\$ 345,450	\$ 345,450	\$ 345,450

CITY HALL IMPROVEMENTS

PURPOSE OF RESERVE

This reserve was created to accumulate funds to address capital needs for City Hall. As a new city hall is being built now, this reserve is considered inactive and not in use this budget year.

Data

Collapse All	FY19 Actuals	FY20 Actuals	2020-21 Budget	2021-22 Proposed	2021-22 Approved	2021-22 Adopted
▼ MATERIALS & SERVICES	\$ 6,396	\$ 125,290	\$ 159,890	\$ 0	\$ 0	\$ 0
MISCELLANEOUS CONTRACTUAL	6,396	125,290	159,890	0	0	0
▶ CONTINGENCY	0	0	30,450	0	0	0
Total	\$ 6,396	\$ 125,290	\$ 190,340	\$ 0	\$ 0	\$ 0

**THIS PAGE IS LEFT
INTENTIONALLY BLANK**



Where Life is Sweet

REVENUE BONDED DEBT MANAGEMENT FUND

GO/FF&C-BONDED DEBT FUND DESCRIPTION

The City issues bonds to provide funds for the acquisition and construction of major capital facilities. Bonds have been issued for both general government and proprietary activities.

In the spring of 1997 the City issued revenue bonds for utility improvements in the amount of \$4,500,000 for the purpose of financing the cost of construction of a new water reservoir, certain water pressure zone and pump improvements and regional water completion improvements. These bonds were refunded in the fall of 2011. This obligation will be met in fiscal year 2024-25. Following is a payment schedule for the next four years:

2011 Utility Ref Bonds

Due Date		<u>2021-22</u>	<u>2022-23</u>	<u>2023-24</u>	<u>2024-25</u>
Principal	Aug	285,000	295,000	300,000	130,000
Interest	Aug/Feb	<u>34,700</u>	<u>23,100</u>	<u>11,200</u>	<u>2,600</u>
Total		319,700	318,100	311,200	132,600

In the spring of 2003 the City issued \$3,635,000 in full faith and credit obligations for the construction of a combined lap and multi-use outdoor community swimming pool and associated facilities. These bonds were refunded in the spring of 2013. This obligation will be met in fiscal year 2032-33. Following is a payment schedule for the next seven years:

2013 Ref Pool Bonds

Due Date		<u>2021-22</u>	<u>2022-23</u>	<u>2023-24</u>	<u>2024-25</u>	<u>2025-26</u>	<u>2026-27</u>	<u>2027-28</u>
Principal	Dec.	140,000	145,000	155,000	170,000	185,000	195,000	210,000
Interest	Dec/Jun	<u>73,419</u>	<u>67,720</u>	<u>61,720</u>	<u>56,070</u>	<u>50,744</u>	<u>45,044</u>	<u>38,969</u>
Total		213,420	212,720	216,720	226,070	235,744	240,044	248,969

GO/FF&C-BONDED DEBT RESOURCES

Data

Collapse All	FY19 Actuals	FY20 Actuals	2020-21 Budget	2021-22 Proposed	2021-22 Approved	2021-22 Adopted
▼ PROPERTY TAXES	\$ 313,375	\$ 306,923	\$ 315,800	\$ 316,580	\$ 316,580	\$ 316,580
BOND TAXES	305,345	299,814	310,800	310,800	310,800	310,800
DELINQUENT TAXES	8,030	7,109	5,000	5,000	5,000	5,000
HEAVY EQUIPMENT RENTAL TAX	0	0	0	780	780	780
▼ TRANSFERS FROM	196,634	203,211	208,819	208,819	208,819	208,819
TRANS FM GENERAL	196,634	203,211	208,819	208,819	208,819	208,819
▼ CASH FORWARD	0	0	167,581	167,581	167,581	167,581
CASH FORWARD	0	0	167,581	167,581	167,581	167,581
Total	\$ 510,009	\$ 510,134	\$ 692,200	\$ 692,980	\$ 692,980	\$ 692,980

GO/FF&C-BONDED DEBT REQUIREMENTS

Data

Collapse All	FY19 Actuals	FY20 Actuals	2020-21 Budget	2021-22 Proposed	2021-22 Approved	2021-22 Adopted
▼ DEBT SERVICE	\$ 517,059	\$ 519,611	\$ 692,200	\$ 692,980	\$ 692,980	\$ 692,980
2011 UTILITY REF BOND PRINCIPAL (BUDGET ONLY)	255,000	260,000	0	285,000	285,000	285,000
2013 POOL BOND PRINCIPAL(BUDGET ONLY)	110,000	120,000	0	140,000	140,000	140,000
UNAPPROPRIATED BALANCE	0	0	167,581	159,860	159,860	159,860
2013 POOL BOND INTEREST(BUDGET ONLY)	86,634	83,211	0	73,420	73,420	73,420
BOND & INTEREST-REGIONAL	0	0	315,800	0	0	0
2011 UTILITY REF BOND INTEREST(BUDGET ONLY)	65,425	56,400	0	34,700	34,700	34,700
BOND & INTEREST-POOL	0	0	208,819	0	0	0
Total	\$ 517,059	\$ 519,611	\$ 692,200	\$ 692,980	\$ 692,980	\$ 692,980



Where Life is Sweet

RECREATION SPECIAL REVENUE FUND

FUND DESCRIPTION

This fund was established to account for specific revenues that were restricted to expenditure for particular recreational purposes. This fund is considered inactive and no longer in use.

RESOURCES

Data

Collapse All	FY19 Actuals	FY20 Actuals	2020-21 Budget	2021-22 Proposed	2021-22 Approved	2021-22 Adopted
▼ NON-REVENUE RECEIPTS	\$ 10,000	\$ 0	\$ 0	\$ 0	\$ 0	\$ 0
INTERFUND LOANS	10,000	0	0	0	0	0
Total	\$ 10,000	\$ 0	\$ 0	\$ 0	\$ 0	\$ 0

EXPENDITURES

Data

Collapse All	FY19 Actuals	FY20 Actuals	2020-21 Budget	2021-22 Proposed	2021-22 Approved	2021-22 Adopted
▼ TRANSFERS	\$ 45,000	\$ 28,420	\$ 0	\$ 0	\$ 0	\$ 0
TRANSFER TO GENERAL FUND	45,000	0	0	0	0	0
TRANSFER TO RESERVE FUND	0	28,420	0	0	0	0
Total	\$ 45,000	\$ 28,420	\$ 0	\$ 0	\$ 0	\$ 0



Where Life is Sweet

MUNICIPAL COURT SPECIAL REVENUE FUND

FUND DESCRIPTION

Special revenue funds are used to account for specific revenues that are restricted to expenditure for particular purposes. This fund was used to account for court fines and penalties, which are now in the General Fund and Miscellaneous Special Revenue Fund. This fund is considered inactive and no longer in use.

RESOURCES

Data

Collapse All	FY19 Actuals	FY20 Actuals	2020-21 Budget	2021-22 Proposed	2021-22 Approved	2021-22 Adopted
▼ FINES & PENALTIES	\$ 145,563	\$ 0	\$ 0	\$ 0	\$ 0	\$ 0
FINES & PENALTIES	145,563	0	0	0	0	0
▼ INTEREST	461	0	0	0	0	0
INTEREST ON INVESTMENTS	461	0	0	0	0	0
Total	\$ 146,024	\$ 0	\$ 0	\$ 0	\$ 0	\$ 0

EXPENDITURES

Data

Collapse All	FY19 Actuals	FY20 Actuals	2020-21 Budget	2021-22 Proposed	2021-22 Approved	2021-22 Adopted
► SPECIAL PAYMENTS	\$ 117,774	\$ 0	\$ 0	\$ 0	\$ 0	\$ 0
▼ TRANSFERS	25,626	0	0	0	0	0
TRANS TO GENERAL FUND	13,994	0	0	0	0	0
TRANS TO LAW ENF. FUND	11,632	0	0	0	0	0
▼ MATERIALS & SERVICES	13,556	0	0	0	0	0
SECURITY, TRAINING & EQUIPMENT	13,531	0	0	0	0	0
OVER/SHORT	25	0	0	0	0	0
Total	\$ 156,956	\$ 0	\$ 0	\$ 0	\$ 0	\$ 0



Where Life is Sweet

MISCELLANEOUS SPECIAL REVENUE FUND

FUND DESCRIPTION

Special revenue funds are used to account for specific revenues that are restricted to expenditure for particular purposes. This fund is used to account for the CIS Wellness grant and certain pass-through payments related to payroll and surcharges due to the state. The Municipal Court Special Revenue Fund has been moved to this fund to account for the special payments to the State.

RESOURCES

Data

Collapse All	FY19 Actuals	FY20 Actuals	2020-21 Budget	2021-22 Proposed	2021-22 Approved	2021-22 Adopted
▼ FINES & PENALTIES	\$ 0	\$ 154,756	\$ 164,000	\$ 164,000	\$ 164,000	\$ 164,000
COURT FINES & PENALTIES	0	154,756	164,000	164,000	164,000	164,000
▼ CASH FORWARD	0	0	61,000	76,600	76,600	76,600
CASH FORWARD	0	0	61,000	76,600	76,600	76,600
▼ SERVICE CHARGES	28,620	38,469	32,000	32,000	32,000	32,000
CONST. PERMIT SURCHARGE	28,620	20,603	32,000	32,000	32,000	32,000
MISC REVENUE	0	17,866	0	0	0	0
▼ INTEREST	2,831	1,348	1,000	400	400	400
INTEREST ON INVESTMENTS	2,831	1,348	1,000	400	400	400
▼ FROM OTHER AGENCIES	750	0	0	0	0	0
CIS WELLNESS GRANT	750	0	0	0	0	0
Total	\$ 32,201	\$ 194,573	\$ 258,000	\$ 273,000	\$ 273,000	\$ 273,000

EXPENDITURES

Data

Collapse All	FY19 Actuals	FY20 Actuals	2020-21 Budget	2021-22 Proposed	2021-22 Approved	2021-22 Adopted
▼ SPECIAL PAYMENTS	\$ 28,464	\$ 153,827	\$ 196,000	\$ 196,000	\$ 196,000	\$ 196,000
COURT SPECIAL PAYMENTS	0	133,224	164,000	164,000	164,000	164,000
CONST. PERMIT SURCHG TO STATE	28,464	20,603	32,000	32,000	32,000	32,000
▼ TRANSFERS	50,000	88,603	47,000	47,000	47,000	47,000
TRANS TO GENERAL FUND	50,000	78,030	44,000	44,000	44,000	44,000
TRANS TO LAW ENF SPEC REV	0	10,573	3,000	3,000	3,000	3,000
▼ MATERIALS & SERVICES	0	1,019	15,000	30,000	30,000	30,000
EMPLOYMENT CLAIMS	0	0	15,000	30,000	30,000	30,000
WELLNESS PROGRAM	0	870	0	0	0	0
COURT OVER/SHORT	0	149	0	0	0	0
Total	\$ 78,464	\$ 243,449	\$ 258,000	\$ 273,000	\$ 273,000	\$ 273,000



Where Life is Sweet

CHRISTMAS EXPRESS SPECIAL REVENUE FUND

FUND DESCRIPTION

The Hermiston Police Department utilizes a special revenue fund to account for specific revenues that are restricted to expenditure(s) for particular law enforcement purposes. The Christmas Express special revenue fund includes donated monies by persons in this community.

RESOURCES

Data

Collapse All	FY19 Actuals	FY20 Actuals	2020-21 Budget	2021-22 Proposed	2021-22 Approved	2021-22 Adopted
▼ CASH FORWARD	\$ 0	\$ 0	\$ 25,000	\$ 30,037	\$ 30,037	\$ 30,037
CASH FORWARD	0	0	25,000	30,037	30,037	30,037
▼ MISCELLANEOUS REVENUE	14,425	15,585	15,000	15,000	15,000	15,000
DONATIONS	14,425	15,585	15,000	15,000	15,000	15,000
▼ INTEREST	361	217	0	0	0	0
INTEREST ON INVESTMENTS	361	217	0	0	0	0
Total	\$ 14,786	\$ 15,802	\$ 40,000	\$ 45,037	\$ 45,037	\$ 45,037

EXPENDITURES

Data

Collapse All	FY19 Actuals	FY20 Actuals	2020-21 Budget	2021-22 Proposed	2021-22 Approved	2021-22 Adopted
▼ MATERIALS & SERVICES	\$ 16,360	\$ 13,217	\$ 35,000	\$ 40,037	\$ 40,037	\$ 40,037
FOOD & MISCELLANEOUS	16,360	13,217	35,000	40,037	40,037	40,037
▼ RESERVE FOR FUTURE EXPENDITURE	0	0	5,000	5,000	5,000	5,000
RESERVE FOR FUTURE EXPEND.	0	0	5,000	5,000	5,000	5,000
Total	\$ 16,360	\$ 13,217	\$ 40,000	\$ 45,037	\$ 45,037	\$ 45,037



Where Life is Sweet

LAW ENFORCEMENT SPECIAL REVENUE FUND

FUND DESCRIPTION

Special revenue funds are used to account for specific revenues that are restricted to expenditure for particular purposes. This fund is used to account for amounts designated by the City for law enforcement and related purposes.

RESOURCES

Data

Collapse All	FY19 Actuals	FY20 Actuals	2020-21 Budget	2021-22 Proposed	2021-22 Approved	2021-22 Adopted
▼ CASH FORWARD	\$ 0	\$ 0	\$ 69,000	\$ 69,993	\$ 69,993	\$ 69,993
CASH FORWARD	0	0	69,000	69,993	69,993	69,993
▼ FROM OTHER AGENCIES	29,358	27,223	30,125	30,125	30,125	30,125
GRANTS - FEDERAL INDIRECT	7,174	8,075	10,000	10,000	10,000	10,000
GRANTS - STATE	0	5,967	10,000	10,000	10,000	10,000
GRANT-JUVENILE CRIME (CAB)	5,000	5,000	5,000	5,000	5,000	5,000
GRANTS - LOCAL	16,126	6,065	1,000	1,000	1,000	1,000
GRANTS - FEDERAL DIRECT	1,058	2,116	4,125	4,125	4,125	4,125
▼ TRANSFERS FROM	11,632	10,573	3,000	3,000	3,000	3,000
TRANSFER FROM MUNICIPAL COURT	11,632	10,573	3,000	3,000	3,000	3,000
▼ INTEREST	1,387	959	0	0	0	0
INTEREST ON INVESTMENTS	1,387	959	0	0	0	0
▼ MISCELLANEOUS REVENUE	1,000	0	0	0	0	0
DONATIONS	1,000	0	0	0	0	0
Total	\$ 43,377	\$ 38,755	\$ 102,125	\$ 103,118	\$ 103,118	\$ 103,118

EXPENDITURES

Data

Collapse All	FY19 Actuals	FY20 Actuals	2020-21 Budget	2021-22 Proposed	2021-22 Approved	2021-22 Adopted
▼ MATERIALS & SERVICES	\$ 28,978	\$ 55,124	\$ 25,000	\$ 48,125	\$ 48,125	\$ 48,125
MISCELLANEOUS CONTRACTUAL	15,240	10,943	10,000	30,000	30,000	30,000
PROFESSIONAL DEVELOPMENT	7,290	8,103	10,000	13,125	13,125	13,125
MINOR SAFETY EQUIPMENT	6,448	36,078	5,000	5,000	5,000	5,000
▼ RESERVE FOR FUTURE EXPENDITURE	0	0	49,000	24,000	24,000	24,000
RESERVE FOR FUTURE EXPEND.	0	0	49,000	24,000	24,000	24,000
▼ CONTINGENCY	0	0	18,125	20,993	20,993	20,993
CONTINGENCY	0	0	18,125	20,993	20,993	20,993
▼ PERSONNEL SERVICES	0	5,000	10,000	10,000	10,000	10,000
OVERTIME	0	5,000	10,000	10,000	10,000	10,000
Total	\$ 28,978	\$ 60,124	\$ 102,125	\$ 103,118	\$ 103,118	\$ 103,118



Where Life is Sweet

LIBRARY SPECIAL REVENUE FUND

FUND DESCRIPTION

Special revenue funds are used to account for specific revenues that are restricted to expenditure for particular purposes. This fund is used to account for amounts designated by the City for library operations and improvements.

RESOURCES

Data

Collapse All	FY19 Actuals	FY20 Actuals	2020-21 Budget	2021-22 Proposed	2021-22 Approved	2021-22 Adopted
▼ FROM OTHER AGENCIES	\$ 3,159	\$ 3,478	\$ 23,300	\$ 24,300	\$ 24,300	\$ 24,300
GRANTS - PRIVATE	0	190	20,000	20,000	20,000	20,000
GRANTS - STATE	3,159	3,288	3,300	4,300	4,300	4,300
▼ CASH FORWARD	0	0	10,500	10,500	10,500	10,500
CASH FORWARD	0	0	10,500	10,500	10,500	10,500
▼ MISCELLANEOUS REVENUE	1,240	209	10,000	1,000	1,000	1,000
DONATIONS & CONTRIBUTIONS	868	209	10,000	1,000	1,000	1,000
SALES & SERVICE	372	0	0	0	0	0
▼ FINES & PENALTIES	13,376	0	0	0	0	0
FINES & FEES	13,376	0	0	0	0	0
▼ INTEREST	1,561	781	0	0	0	0
INTEREST ON INVESTMENTS	1,561	781	0	0	0	0
▼ SERVICE CHARGES	2,185	0	0	0	0	0
RENTAL	2,185	0	0	0	0	0
Total	\$ 21,521	\$ 4,468	\$ 43,800	\$ 35,800	\$ 35,800	\$ 35,800

EXPENDITURES

Data

Collapse All	FY19 Actuals	FY20 Actuals	2020-21 Budget	2021-22 Proposed	2021-22 Approved	2021-22 Adopted
▼ CONTINGENCY	\$ 0	\$ 0	\$ 40,500	\$ 32,500	\$ 32,500	\$ 32,500
CONTINGENCY	0	0	40,500	32,500	32,500	32,500
▶ TRANSFERS	0	90,000	0	0	0	0
▼ MATERIALS & SERVICES	4,885	1,935	2,300	2,300	2,300	2,300
FOOD & MISCELLANEOUS	2,790	177	1,600	1,600	1,600	1,600
MISCELLANEOUS CONTRACTUAL	1,018	528	700	700	700	700
OFFICE SUPPLIES	1,077	1,230	0	0	0	0
▼ CAPITAL OUTLAY	0	0	1,000	1,000	1,000	1,000
BOOKS	0	0	1,000	1,000	1,000	1,000
Total	\$ 4,885	\$ 91,935	\$ 43,800	\$ 35,800	\$ 35,800	\$ 35,800



Where Life is Sweet

GREATER-HERMISTON ENTERPRISE ZONE PROJECT FUND

FUND DESCRIPTION

The Greater-Hermiston Enterprise Zone (“GHEZ”) is a unique resource/opportunity for businesses growing or locating in the Hermiston area, which is authorized by ORS 285C. Enterprise zones exempt businesses from all local property taxes on new investments for a specified amount of time, which varies among different zone programs.

Basic Enterprise Zone Exemptions are guaranteed by right for eligible businesses which meet minimum job creation thresholds. The Basic Exemption exempts taxes for three years.

Extended Enterprise Zone Exemptions allow for businesses to qualify for up to two additional years of benefit if minimum salary thresholds are met for the jobs created. The Zone Sponsors have the ability to negotiate fees to the zone from the business in exchange for the additional exemption time.

Long Term Rural Enterprise Zone (LTREZ) Exemptions allow for businesses which invest very large amounts of capital in to qualifying rural zones to qualify for property tax exemptions of between 7 & 15 years. The Zone Sponsors have the ability to negotiate fees to the zone from the business in exchange for the additional exemption time.

The GHEZ is co-sponsored by the City of Hermiston and Umatilla County. All Enterprise Zone exemptions, including negotiated fee payments, must be approved by both sponsors. It is the intent of the Sponsors to manage fees paid to the zone for long-term economic and community growth.

The fees paid to the GHEZ for any Extended, or Long Term, exemptions are not taxes.

This fund is used to accumulate fee revenue received through multi-year GHEZ agreements with businesses locating in the GHEZ. This fund allows for the accumulation of resources to accomplish the economic and community development goals of the Sponsors.

RESOURCES

Data

Collapse All	FY19 Actuals	FY20 Actuals	2020-21 Budget	2021-22 Proposed	2021-22 Approved	2021-22 Adopted
▼ CASH FORWARD	\$ 0	\$ 0	\$ 1,000,000	\$ 1,206,674	\$ 1,206,674	\$ 1,206,674
CASH FORWARD	0	0	1,000,000	1,206,674	1,206,674	1,206,674
▼ FROM OTHER AGENCIES	0	500,000	1,000,000	1,000,000	1,000,000	1,000,000
CONTRIBUTION FROM LAMB WESTON	0	500,000	500,000	500,000	500,000	500,000
CONTRIBUTION FROM COUNTY	0	0	500,000	500,000	500,000	500,000
Total	\$ 0	\$ 500,000	\$ 2,000,000	\$ 2,206,674	\$ 2,206,674	\$ 2,206,674

EXPENDITURES

Data

Collapse All	FY19 Actuals	FY20 Actuals	2020-21 Budget	2021-22 Proposed	2021-22 Approved	2021-22 Adopted
▼ TRANSFERS	\$ 0	\$ 0	\$ 867,688	\$ 1,743,300	\$ 1,743,300	\$ 1,743,300
TRANSFER TO GENERAL FUND	0	0	317,688	1,315,800	1,315,800	1,315,800
TRANS TO UTILITY-NE WATER TOWE	0	0	450,000	377,500	377,500	377,500
TRANS TO RES-FUNLAND REBUILD	0	0	100,000	50,000	50,000	50,000
▼ CONTINGENCY	0	0	1,132,312	463,374	463,374	463,374
CONTINGENCY	0	0	1,132,312	463,374	463,374	463,374
Total	\$ 0	\$ 0	\$ 2,000,000	\$ 2,206,674	\$ 2,206,674	\$ 2,206,674

**THIS PAGE IS LEFT
INTENTIONALLY BLANK**

**THIS PAGE IS LEFT
INTENTIONALLY BLANK**



Where Life is Sweet

HARKENRIDER CENTER CONSTRUCTION FUND

MISSION STATEMENT

The City received a \$2M grant from CDBG to design and construct a new senior center on leased ground near the library. Council added \$750,000 to the budget for a partial basement and parking lot enhancements. The construction is complete and this fund is no longer active or in use.

RESOURCES

Data

Collapse All	FY19 Actuals	FY20 Actuals	2020-21 Budget	2021-22 Proposed	2021-22 Approved	2021-22 Adopted
▼ NON-REVENUE RECEIPTS	\$ 3,866	\$ 0	\$ 0	\$ 0	\$ 0	\$ 0
REIMBURSE DIRECT EXPENSE	3,866	0	0	0	0	0
▼ FROM OTHER AGENCIES	2,805	0	0	0	0	0
CDBG GRANT- FEDERAL	1,805	0	0	0	0	0
LOCAL GRANTS	1,000	0	0	0	0	0
▼ INTEREST	1,261	0	0	0	0	0
INTEREST ON INVESTMENTS	1,261	0	0	0	0	0
Total	\$ 7,932	\$ 0	\$ 0	\$ 0	\$ 0	\$ 0

EXPENDITURES

Data

Collapse All	FY19 Actuals	FY20 Actuals	2020-21 Budget	2021-22 Proposed	2021-22 Approved	2021-22 Adopted
▼ TRANSFERS	\$ 0	\$ 68,185	\$ 0	\$ 0	\$ 0	\$ 0
TRANSFER TO GENERAL FUND	0	68,185	0	0	0	0
▼ CAPITAL OUTLAY	22,424	0	0	0	0	0
CAPITAL OUTLAY	14,624	0	0	0	0	0
CAPITAL OUTLAY-ARCH	7,800	0	0	0	0	0
Total	\$ 22,424	\$ 68,185	\$ 0	\$ 0	\$ 0	\$ 0



Where Life is Sweet

2016 FF & C OBLIGATION-ELECTRIC

MISSION AND OBJECTIVES

MISSION STATEMENT

To provide the citizen-owners of Hermiston Energy Services with safe and reliable electric service at comparable and affordable prices.

DEPARTMENT DESCRIPTION

In 2016, HES issued \$4,000,000 in Series 2016A Oregon Full Faith and Credit Obligations for HES's 2016-19 Construction Work Plan (CWP).

DEPARTMENT OBJECTIVES 2021-22

- HES will participate in the construction of Hermiston East substation with Umatilla Electric Cooperative. This will provide three additional feeders into HES's system.
- HES installed new Automated Meter Infrastructure (AMI) capable of reading electric meters. This automated two-way communications system will read meters, assist in outage management and provide additional customer options once deployed.
- Primary system improvements:
 - o Feedville Substation: Pioneer and Airport Way.
 - o Butte Substation: W. Ridgeway Ave., 4th Street, Madrona and Butte Park

RESOURCES

Data

Collapse All	FY19 Actuals	FY20 Actuals	2020-21 Budget	2021-22 Proposed	2021-22 Approved	2021-22 Adopted
▼ CASH FORWARD	\$ 0	\$ 0	\$ 165,000	\$ 165,000	\$ 165,000	\$ 165,000
CASH FORWARD	0	0	165,000	165,000	165,000	165,000
▼ SERVICE CHARGES	0	135,959	0	0	0	0
REFUND-CONSTRUCTION OVERBILLED	0	135,959	0	0	0	0
▼ INTEREST	47,865	11,509	0	0	0	0
INTEREST ON INVESTMENTS	47,865	11,509	0	0	0	0
Total	\$ 47,865	\$ 147,468	\$ 165,000	\$ 165,000	\$ 165,000	\$ 165,000

EXPENDITURES

Data

Collapse All	FY19 Actuals	FY20 Actuals	2020-21 Budget	2021-22 Proposed	2021-22 Approved	2021-22 Adopted
▼ CAPITAL OUTLAY	\$ 439,229	\$ 886,971	\$ 165,000	\$ 165,000	\$ 165,000	\$ 165,000
CAPITAL IMPROVEMENTS	439,229	886,971	165,000	165,000	165,000	165,000
▼ TRANSFERS	450,000	450,000	0	0	0	0
TRANSFER TO HES FUND 13	450,000	450,000	0	0	0	0
▼ MATERIALS & SERVICES	1,200	0	0	0	0	0
OTHER PROFESSIONAL SERVICES	1,200	0	0	0	0	0
Total	\$ 890,429	\$ 1,336,971	\$ 165,000	\$ 165,000	\$ 165,000	\$ 165,000



Where Life is Sweet

2017 FF & C OBLIGATION-SEWER & WATER

MISSION STATEMENT

MISSION STATEMENT

The proceeds from the sale of the Full Faith and Credit Obligations were used to finance capital improvements to the City's Sewer and Water System. This fund is no longer active and not in use.

RESOURCES

Data

Collapse All	FY19 Actuals	FY20 Actuals	2020-21 Budget	2021-22 Proposed	2021-22 Approved	2021-22 Adopted
▼ TRANSFERS FROM	\$ 15,000	\$ 0	\$ 0	\$ 0	\$ 0	\$ 0
TRANSFER FROM UTILITY FUND	15,000	0	0	0	0	0
▼ INTEREST	13,193	0	0	0	0	0
INTEREST ON INVESTMENTS	13,193	0	0	0	0	0
Total	\$ 28,193	\$ 0	\$ 0	\$ 0	\$ 0	\$ 0

EXPENDITURES

Data

Collapse All	FY19 Actuals	FY20 Actuals	2020-21 Budget	2021-22 Proposed	2021-22 Approved	2021-22 Adopted
▼ CAPITAL OUTLAY	\$ 1,221,660	\$ 0	\$ 0	\$ 0	\$ 0	\$ 0
PLANT EQUIPMENT	1,221,660	0	0	0	0	0
▼ TRANSFERS	0	1,487	0	0	0	0
TRANS TO UTILITY FUND	0	1,487	0	0	0	0
Total	\$ 1,221,660	\$ 1,487	\$ 0	\$ 0	\$ 0	\$ 0



Where Life is Sweet

2017 FF & C OBLIGATION - HURA

MISSION STATEMENT AND PLAN PROJECTS

PURPOSE OF FUND

The proceeds from the sale of Full Faith and Credit Obligations were used to finance projects described in the Hermiston Urban Renewal Agency Plan. This fund is considered inactive and is no longer in use.

RESOURCES

Data

Collapse All	FY19 Actuals	FY20 Actuals	2020-21 Budget	2021-22 Proposed	2021-22 Approved	2021-22 Adopted
▼ CASH FORWARD	\$ 0	\$ 0	\$ 25,000	\$ 0	\$ 0	\$ 0
CASH FORWARD	0	0	25,000	0	0	0
▼ INTEREST	648	117	0	0	0	0
INTEREST ON INVESTMENTS	648	117	0	0	0	0
Total	\$ 648	\$ 117	\$ 25,000	\$ 0	\$ 0	\$ 0

EXPENDITURES

Data

Collapse All	FY19 Actuals	FY20 Actuals	2020-21 Budget	2021-22 Proposed	2021-22 Approved	2021-22 Adopted
▼ MATERIALS & SERVICES	\$ 0	\$ 0	\$ 25,000	\$ 0	\$ 0	\$ 0
HURA REPYMT LGIP FUNDS 3066	0	0	25,000	0	0	0
Total	\$ 0	\$ 0	\$ 25,000	\$ 0	\$ 0	\$ 0



Where Life is Sweet

LOCAL IMPROVEMENT DISTRICT FUND

FUND DESCRIPTION

This fund has been created to track all eligible expenditures and revenue sources for the development of a Local Improvement District ("LID") in the South Hermiston Industrial Park ("SHIP.") The use of a LID potentially involves multiple funding resources (direct appropriations by the city), grants (both state and federal) as well as property owner payment of assessments once the LID purpose is completed.

MISSION AND OBJECTIVES

Local Improvement Districts have been broadly used in Oregon to help construct public improvements which directly benefit adjacent properties as well as the public in general. In its most basic form, an LID feasibility report begins the process and estimates project costs, as well as how much benefit each adjoining property receives. A public hearing is then held to determine whether to develop the project & assess the costs to the properties. If approved, the City constructs the project and collects revenue from the property owners to reimburse the City for its expenses. Depending on the project's benefit to the public, the City has the option to contribute public funds to offset the costs to the adjacent properties.

The City of Hermiston has completed 321 LID's. This fund was created as a separate fund due to the multiple revenue sources, potential for long-term lending, and potential for multiple future LID's to be created.

RESOURCES

Data

Collapse All	FY19 Actuals	FY20 Actuals	2020-21 Budget	2021-22 Proposed	2021-22 Approved	2021-22 Adopted
▶ FROM OTHER AGENCIES	\$ 0	\$ 0	\$ 0	\$ 585,000	\$ 585,000	\$ 585,000
▼ CASH FORWARD	0	0	0	480,572	480,572	480,572
CASH FORWARD	0	0	0	480,572	480,572	480,572
▶ TRANSFERS FROM	0	0	585,000	0	0	0
Total	\$ 0	\$ 0	\$ 585,000	\$ 1,065,572	\$ 1,065,572	\$ 1,065,572

EXPENDITURES

Data

Collapse All	FY19 Actuals	FY20 Actuals	2020-21 Budget	2021-22 Proposed	2021-22 Approved	2021-22 Adopted
▼ MATERIALS & SERVICES	\$ 0	\$ 0	\$ 585,000	\$ 480,572	\$ 480,572	\$ 480,572
MISCELLANEOUS CONTRACTUAL	0	0	585,000	480,572	480,572	480,572
▶ TRANSFERS	0	0	0	585,000	585,000	585,000
Total	\$ 0	\$ 0	\$ 585,000	\$ 1,065,572	\$ 1,065,572	\$ 1,065,572



Where Life is Sweet

CITY HALL CONSTRUCTION

FUND DESCRIPTION

On September 23, 2020, the city of Hermiston issued Full Faith & Credit and Refunding Obligations, Series 2020 for a total of \$23,695,000 for the refunding and re-issue of a Water/Wastewater loan(\$14,095,000) and the remainder (\$9,600,000) of the bond issue is to be used to finance the construction of a new city hall and to renovate the basement of the Hermiston Library to serve as office space for city hall customer service and administration. Once the new city hall is complete, the basement of the library will be returned to Library operations to grow their service capabilities.

This fund was created to track all expenditures for these construction projects.

RESOURCES

Data

Collapse All	FY19 Actuals	FY20 Actuals	2020-21 Budget	2021-22 Proposed	2021-22 Approved	2021-22 Adopted
▼ CASH FORWARD	\$ 0	\$ 0	\$ 0	\$ 7,348,498	\$ 7,348,498	\$ 7,348,498
CASH FORWARD	0	0	0	7,348,498	7,348,498	7,348,498
► NON-REVENUE RECEIPTS	0	0	9,600,000	0	0	0
Total	\$ 0	\$ 0	\$ 9,600,000	\$ 7,348,498	\$ 7,348,498	\$ 7,348,498

DETAILED EXPENDITURES

Data

Collapse All	FY19 Actuals	FY20 Actuals	2020-21 Budget	2021-22 Proposed	2021-22 Approved	2021-22 Adopted
▼ CAPITAL OUTLAY	\$ 0	\$ 0	\$ 9,600,000	\$ 7,348,498	\$ 7,348,498	\$ 7,348,498
CAPITAL OUTLAY-CITY HALL	0	0	7,730,000	6,579,903	6,579,903	6,579,903
MISCELLANEOUS CONTRACTUAL	0	0	960,000	768,595	768,595	768,595
CAPITAL OUTLAY-LIBRARY	0	0	910,000	0	0	0
Total	\$ 0	\$ 0	\$ 9,600,000	\$ 7,348,498	\$ 7,348,498	\$ 7,348,498



Where Life is Sweet

Glossary of Terms

FISCAL YEAR 2022 BUDGET

GLOSSARY OF TERMS

Adopted Budget. Financial plan that forms the basis for appropriations. Adopted by the governing body.

Ad Valorem Tax. A property tax computed as a percentage of the value of taxable property. See “Assessed Value.”

Appropriation. Authorization for spending a specific amount of money for a specific purpose during a fiscal year. It is based on the adopted budget, including supplemental budgets, if any. It is presented in a resolution or ordinance adopted by the governing body.

Assessed Value. The value set on real and personal property as a basis for imposing taxes. It is the lesser of the property’s maximum assessed value or real market value.

Budget. Written report showing the local government’s comprehensive financial plan for one fiscal year. It must include a balanced statement of actual revenues and expenditures during each of the last two years, and estimated revenues and expenditures for the current and upcoming year.

Budget Committee. Fiscal planning board of a local government, consisting of the governing body plus an equal number of legal voters appointed from the district.

Budget Message. Written explanation of the budget and the local government’s financial priorities. It is prepared and presented by the executive officer or chairperson of the governing body.

Budget Officer. Person appointed by the governing body to assemble budget material and information and to physically prepare the proposed budget.

Capital Outlay. Items which generally have a useful life of one or more years, such as machinery, land, furniture, equipment or buildings.

Commodities. Supplies purchased for direct use, such as paper products, gasoline, equipment parts and cleaning supplies.

Contractual Services. Services provided by outside sources, such as architects, janitorial and printing.

Debt Service Fund. A fund established to account for payment of general long-term debt principal and interest.

Enterprise Fund. A fund established to account for operations that are financed and operated in a manner similar to private business enterprises. They are usually self-supporting. Examples of enterprise funds are those for water and wastewater utilities.

Expenditures. Total amount incurred if accounts are kept on an accrual basis; total amount paid if accounts are kept on a cash basis.

EOTEC. Eastern Oregon Trade and Event Center.

Fiscal Year. A 12-month period to which the annual operating budget applies. At the end of the period, a government determines its financial position and the results of its operations. It is July 1 through June 30 for local governments.

Full-Time Equivalent Position (FTE). A part-time position converted to the decimal equivalent of a fulltime position based on 2,080 hours per year. For example a summer parks worker working for four months, or 690 hours, would be equivalent to .3 of a full-time position.

Fund. A division in a budget segregating independent fiscal and accounting requirements. An entity within a government's financial plan designated to carry on specific activities or to reach certain objectives.

Goal. A statement of broad direction, purpose or intent based on the needs of the community. A goal is general and timeless; that is, it is not concerned with a specific achievement in a given time period.

HES. Hermiston Energy Services.

Long-Term. A period of time ten years or more.

Materials & Services. The goods and direct services purchased for direct consumption in the annual operation of the budget.

Maximum Assessed Value (MAV). The maximum taxable value limitation placed on real or personal property by the constitution. It can increase a maximum of 3 percent each year. The 3 percent limit may be exceeded if there are qualifying improvements made to the property, such as a major addition or new construction.

Operating Funds. Resources derived from recurring revenue sources used to finance ongoing expenditures and pay-as-you-go capital projects.

Operating Rate. The rate determined by dividing the local government's operating tax amount by the estimated assessed value of the local government. This rate is needed when a local government wants to impose less tax than its permanent rate will raise.

Ordinance. A formal legislative enactment by the governing board of a municipality.

ORS. Oregon Revised Statutes.

Permanent Rate Limit. The maximum rate of ad valorem property taxes that a local government can impose. Taxes generated from the permanent rate limit can be used for any purpose. No action of the local government can increase a permanent rate limit.

Personal Services. Salaries, health and accident insurance premiums, social security and retirement contributions, for example.

Proposed Budget. Financial and operating plan prepared by the budget officer, submitted to the public and budget committee for review.

Real Market Value (RMV). The amount in cash which could reasonably be expected by an informed seller from an informed buyer in an arm's-length transaction as of the assessment date. In most cases, the value used to test the constitutional limits.

Reserve Fund. Established to accumulate money from one fiscal year to another for a specific purpose, such as purchase of new equipment.

Resolution. A formal order of a governing body; lower legal status than an ordinance.

Resources. Estimated beginning funds on hand plus anticipated receipts.

SDC. System Development Charge.

Short-Term. A period of time less than ten years.

State SRF Loan. Long-term loan from the State of Oregon Department of Environmental Quality's "Clean Water State Revolving Fund" program. Funds from this loan were a portion of the total financing for the City's Recycled Water Plant project that has since be redeemed and re-financed.

Supplemental Budget. A financial plan prepared to meet unexpected needs or to spend revenues not anticipated when the regular budget was adopted. It cannot be used to authorize a tax.

System Development Charge. A reimbursement fee, an improvement fee or a combination thereof assessed or collected at the time of increased usage of a capital improvement, at the time of issuance of a development permit or building permit, or at the time of connection to the capital improvement.

Tax on Property. Any tax, fee, charge or assessment imposed by any government unit upon property or upon a property owner as a direct consequence of ownership of that property.

Tax Rate. The amount of tax stated in terms of a unit of tax for each \$1,000 of assessed value of taxable property.

Transfers. Also known as inter-fund transfers, the amounts distributed from one fund to finance activities in another fund. Shown as an expenditure in the originating fund and a revenue in the receiving fund.

Unappropriated Ending Fund Balance. Amount set aside in the budget to be used as a cash carryover to the next year's budget. It provided the local government with cash until tax money is received from the county treasurer in November. This amount cannot be transferred by resolution or used through a supplemental budget, unless necessitated by a qualifying emergency.

User Charges. The payment of a fee for direct receipt of a public service by the party benefiting from the service.